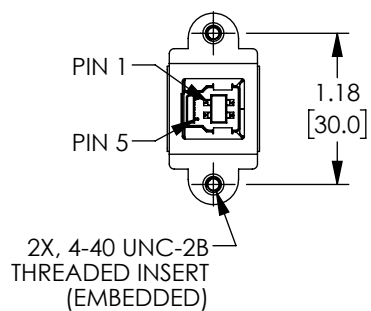
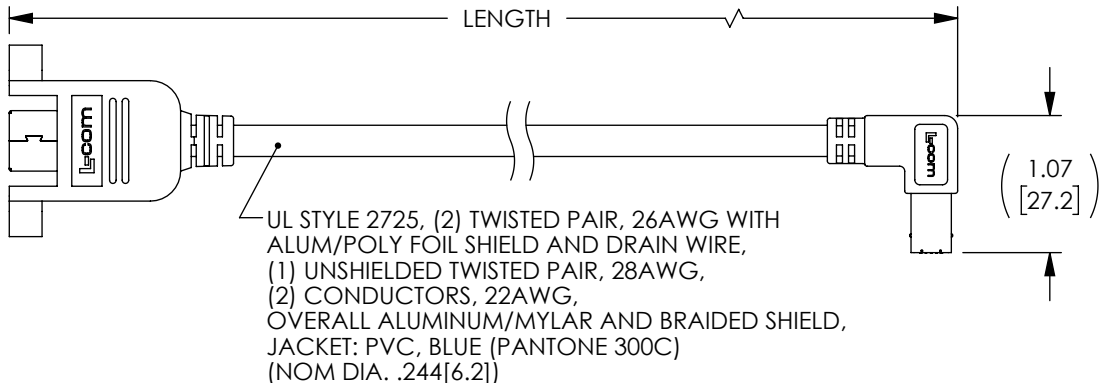


THE INFORMATION CONTAINED IN THIS DRAWING IS THE SOLE PROPERTY OF L-COM, INC. ANY REPRODUCTION IN PART OR WHOLE WITHOUT THE WRITTEN PERMISSION OF L-COM, INC. IS PROHIBITED.


REVISIONS			
REV	DESCRIPTION	DATE	APPROVED
A	REV A DRAWING RELEASED	12/07/2018	SLI



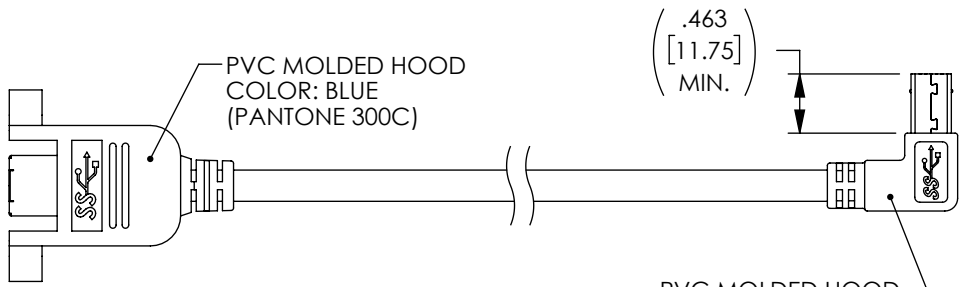
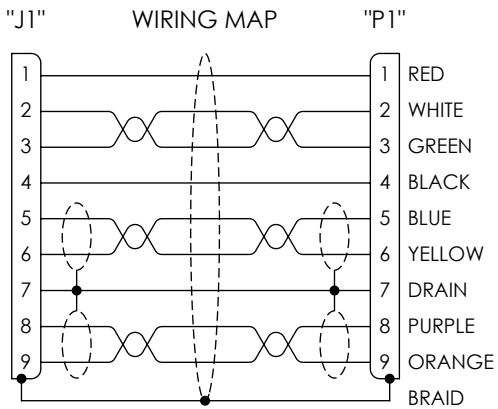
"J1"
USB 3.0 SERIES "B" JACK
PANEL MOUNT
CONTACTS 30µ GOLD



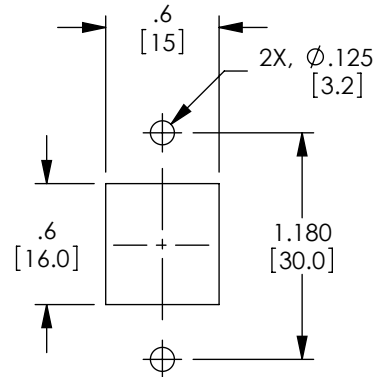
UL STYLE 2725, (2) TWISTED PAIR, 26AWG WITH ALUM/POLY FOIL SHIELD AND DRAIN WIRE, (1) UNSHIELDED TWISTED PAIR, 28AWG, (2) CONDUCTORS, 22AWG, OVERALL ALUMINUM/MYLAR AND BRAIDED SHIELD, JACKET: PVC, BLUE (PANTONE 300C) (NOM DIA. .244[6.2])



"P1"
USB 3.0 SERIES "B"
RIGHT ANGLE PLUG
CONTACTS 30µ GOLD



PART NUMBER	LENGTH METERS [FEET]
U3A00103-2M	2.0 [6.56]
U3A00103-3M	3.0 [9.84]



RECOMMENDED
PANEL CUTOUT

- NOTES:**
- CABLE ASSEMBLY SHALL HAVE 360° SHIELD TERMINATION.
 - CABLE ASSEMBLY SHALL BE TESTED FOR CONTINUITY.
 - CABLE ASSEMBLY SHALL BE INDIVIDUALLY PACKAGED IN ACCORDANCE WITH L-COM SPECIFICATION PS-0031.

REGULATORY COMPLIANCE:
CE2011/65/EU (RoHS DIRECTIVE)

UNLESS OTHERWISE SPECIFIED, DIMENSIONS ARE IN INCHES [mm] OVERALL CABLE LENGTH TOLERANCE: ≤12 [305] = +1 [25] / -0 >12 [305] ≤60 [1524] = +2 [51] / -0 >60 [1524] ≤120 [3048] = +4 [102] / -0 >120 [3048] ≤300 [7620] = +6 [152] / -0 >300 [7620] = +5% / -0% ALL OTHER DIMENSIONAL TOLERANCES: .X = ±.2 [5.08] .XX = ±.02 [1.51] .XXX = ±.005 [1.3]	APPROVALS DRAWN BY SLI	DATE 03/28/2018	50 HIGH STREET NORTH ANDOVER, MA 01845		
	CHECKED BY BZHANG	DATE 03/28/2018		CATEGORY USB	
	APPROVED BY SPAN	DATE 03/28/2018		PRODUCT DESCRIPTION CA,USB3.0 B-F PNL/90RT B-M 26/22AWG	
	CONFIGURATION DETAILS OF UNDIMENSIONED FEATURES MAY VARY	COLOR VARIATIONS MAY OCCUR		SIZE A	FSCM NO. 43321
PROJECTION 	SCALE: NONE		CAD FILE: U3A00103.SLDDRW	SHEET 1 OF 1	