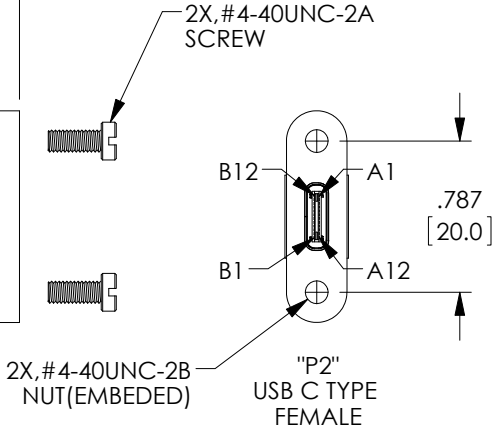
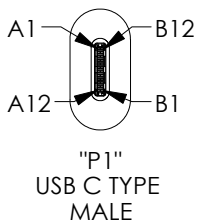
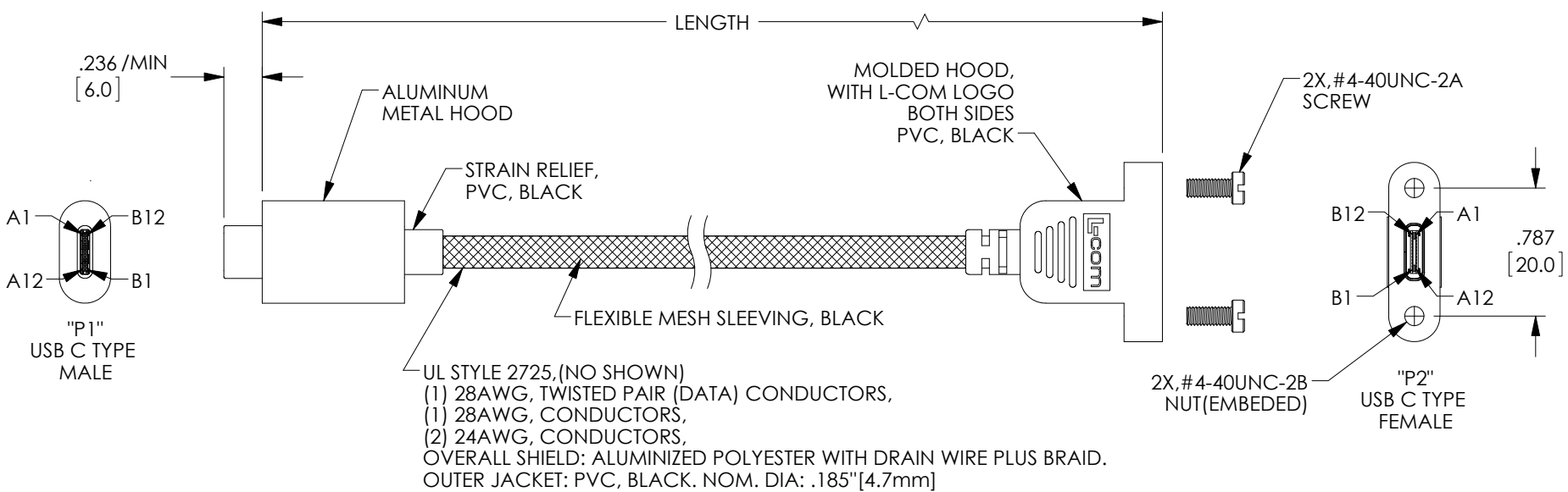


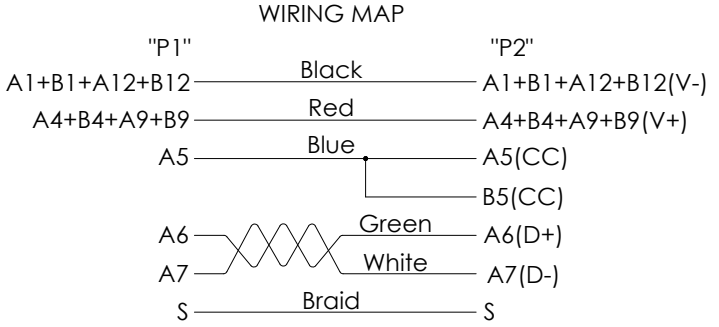
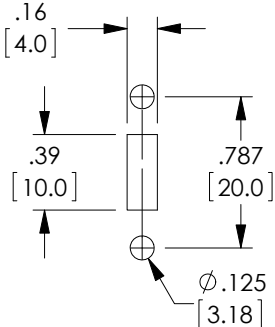
THE INFORMATION CONTAINED IN THIS DRAWING IS THE SOLE PROPERTY OF L-COM, INC. ANY REPRODUCTION IN PART OR WHOLE WITHOUT THE WRITTEN PERMISSION OF L-COM, INC. IS PROHIBITED.

REVISIONS			
REV	DESCRIPTION	DATE	APPROVED
A	INITIAL RELEASE	11/20/17	J.LABOY



UL STYLE 2725, (NO SHOWN)
 (1) 28AWG, TWISTED PAIR (DATA) CONDUCTORS,
 (1) 28AWG, CONDUCTORS,
 (2) 24AWG, CONDUCTORS,
 OVERALL SHIELD: ALUMINIZED POLYESTER WITH DRAIN WIRE PLUS BRAID.
 OUTER JACKET: PVC, BLACK. NOM. DIA: .185" [4.7mm]

PART NUMBER	LENGTH	
	METERS	FEET
U3A00057-03M	0.3	0.98
U3A00057-05M	0.5	1.64
U3A00057-1M	1.0	3.28
U3A00057-2M	2.0	6.56
U3A00057-3M	3.0	9.84



- NOTES:**
- CABLE ASSEMBLY SHALL BE TESTED FOR CONTINUITY.
 VOLTAGE TEST: DC 300V 10ms;
 INSULATION RESISTANCE: 10.0M OHM/MIN;
 CONDUCTANCE RESISTANCE: 5.0 OHM/MAX.

2. CABLE ASSEMBLY SHALL BE INDIVIDUALLY PACKAGED IN ACCORDANCE WITH L-COM SPECIFICATION PS-0031.

REGULATORY COMPLIANCE:
 CE2011/65/EU (RoHS DIRECTIVE)

UNLESS OTHERWISE SPECIFIED, DIMENSIONS ARE IN INCHES [mm] OVERALL CABLE LENGTH TOLERANCE: ≤12 [305] = +1 [25] / -0 >12 [305] ≤60 [1524] = +2 [51] / -0 >60 [1524] ≤120 [3048] = +4 [102] / -0 >120 [3048] ≤300 [7620] = +6 [152] / -0 >300 [7620] = +5% / -0% ALL OTHER DIMENSIONAL TOLERANCES: .X = ±.2 [5.08] .XX = ±.02 [51] .XXX = ±.005 [13]	APPROVALS DRAWN BY J.YOU CHECKED BY D.FRISIELLO APPROVED BY B.GATES	DATE 11/16/17 11/16/17 11/16/17	50 HIGH STREET NORTH ANDOVER, MA 01845	
	CONFIGURATION DETAILS OF UNDIMENSIONED FEATURES MAY VARY			CATEGORY AUDIO/VIDEO
	PROJECTION 	COLOR VARIATIONS MAY OCCUR	SIZE A	FSCM NO. 43321
	DWG. NO. U3A00057		REV. A	SCALE: NONE CAD FILE: U3A00057.SLDDRW SHEET 1 OF 1