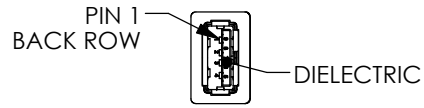
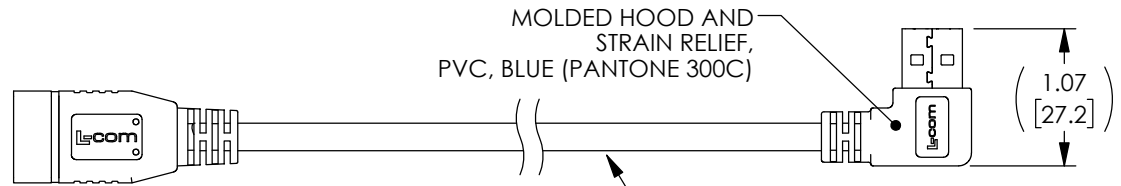
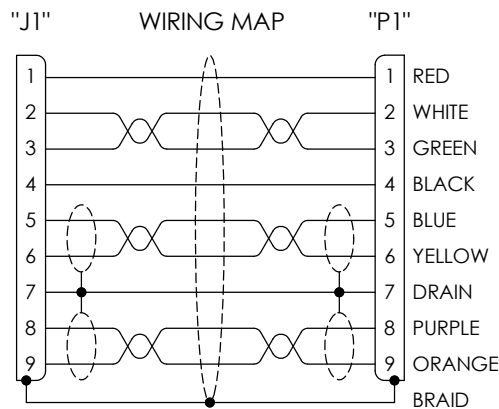
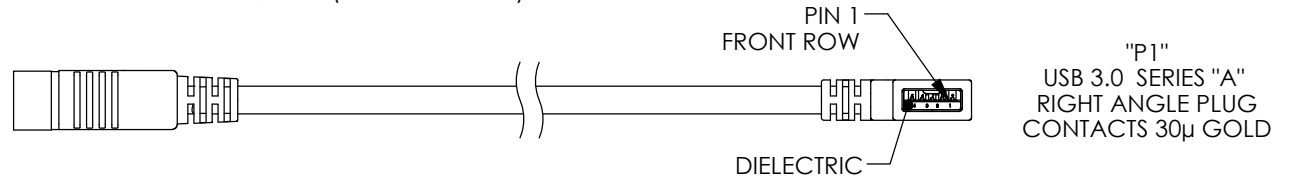
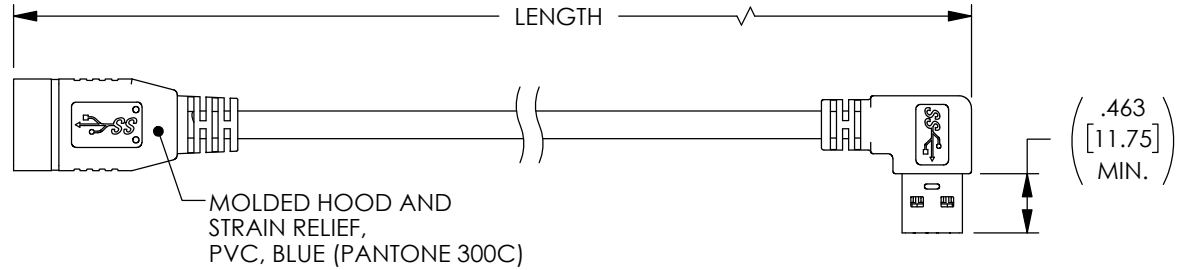


THE INFORMATION CONTAINED IN THIS DRAWING IS THE SOLE PROPERTY OF L-COM, INC. ANY REPRODUCTION IN PART OR WHOLE WITHOUT THE WRITTEN PERMISSION OF L-COM, INC. IS PROHIBITED.

REVISIONS			
REV	DESCRIPTION	DATE	APPROVED
A	REV A DRAWING RELEASED	09/27/2018	SLI



"J1"
USB 3.0 SERIES "A" JACK
CONTACTS 30μ GOLD



PART NUMBER	LENGTH METERS [FEET]
U3A00047-03M	0.3 [.98]
U3A00047-05M	0.5 [1.64]
U3A00047-075M	0.75 [2.46]
U3A00047-1M	1.0 [3.28]

NOTES:

1. CABLE ASSEMBLY SHALL HAVE 360° SHIELD TERMINATION.
2. CABLE ASSEMBLY MUST MEET USB 3.0 REQUIREMENTS.
3. CABLE ASSEMBLY SHALL BE TESTED FOR CONTINUITY.
4. CABLE ASSEMBLY SHALL BE INDIVIDUALLY PACKAGED IN ACCORDANCE WITH L-COM SPECIFICATION PS-0031.

REGULATORY COMPLIANCE:
CE2011/65/EU(RoHS DIRECTIVE)

UNLESS OTHERWISE SPECIFIED, DIMENSIONS ARE IN INCHES [mm] OVERALL CABLE LENGTH TOLERANCE: $\le 12 [305] = +1 [25] / -0$ >12 [305] $\le 60 [1524] = +2 [51] / -0$ >60 [1524] $\le 120 [3048] = +4 [102] / -0$ >120 [3048] $\le 300 [7620] = +6 [152] / -0$ >300 [7620] = +5% / -0% ALL OTHER DIMENSIONAL TOLERANCES: .X = ±.2 [5.08] .XX = ±.02 [51] .XXX = ±.005 [1.27]	APPROVALS	DATE	<p>50 HIGH STREET NORTH ANDOVER, MA 01845</p>
	DRAWN BY CN_SEVEN_LI	07/20/2017	
	CHECKED BY CN_BILL_ZHANG	07/20/2017	PRODUCT DESCRIPTION CA, USB3.0 A-F/90RT A-M
	APPROVED BY CN_SHAWN_PAN	07/20/2017	
SIZE A		FSCM NO. 43321	DWG. NO. U3A00047
SCALE: NONE		CAD FILE: U3A00047.SLDDRW	REV. A