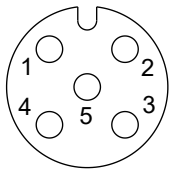
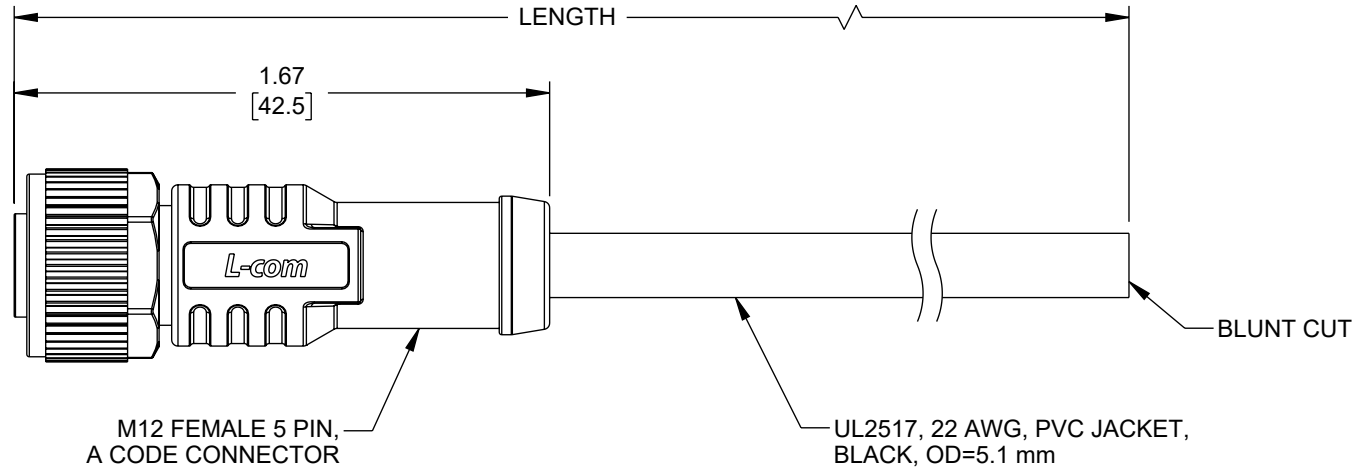
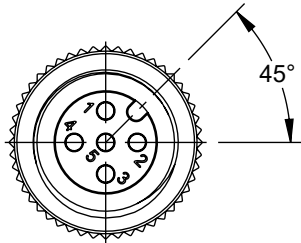


THE INFORMATION CONTAINED IN THIS DRAWING IS THE SOLE PROPERTY OF L-COM, INC. ANY REPRODUCTION IN PART OR WHOLE WITHOUT THE WRITTEN PERMISSION OF L-COM, INC. IS PROHIBITED.

REVISION					
ZONE	REV	DESCRIPTION	DATE	CHANGED BY	APPROVED
	A	INITIAL RELEASE	09/18/2023	VTHANGARAJ	GUTTADAURO



PIN ASSIGNMENTS
FRONT VIEW

C1	WIRING MAP	WIRE COLOR
5		GRAY
4		BLACK
3		BLUE
2		WHITE
1		BROWN

NOTES:

1. IP: IP68 MATED 1M/24h
2. CONNECTOR: THERMOPLASTIC, BLACK
3. PIN: COPPER ALLOY, GOLD PLATED
4. NUT: THERMOPLASTIC, BLACK
5. OUTER MOLD: THERMOPLASTIC, BLACK
6. CABLE ASSEMBLIES SHALL BE TESTED FOR CONTINUITY.
7. CABLE ASSEMBLY SHALL BE INDIVIDUALLY PACKAGED.

REGULATORY COMPLIANCE:

EU RoHS DIRECTIVE (MOST RECENT RELEASED VERSION)

TABULATION BLOCK		
ITEM NUMBER	LENGTH METERS [FEET]	TOLERANCE INCH [mm]
TRGPA505-C2B-1M	1.0 [3.28]	+4.72 [+120]
TRGPA505-C2B-5M	5.0 [16.4]	±3.94 [±100]

UNLESS OTHERWISE SPECIFIED, DIMENSIONS ARE IN INCHES [mm] OVERALL CABLE LENGTH TOLERANCE: ≤12 [305] = +1 [25] / -0 >12 [305] ≤60 [1524] = +2 [51] / -0 >60 [1524] ≤120 [3048] = +4 [102] / -0 >120 [3048] ≤300 [7620] = +6 [152] / -0 >300 [7620] = +5% / -0 ALL OTHER DIMENSIONAL TOLERANCES: .X = ±.2 [5] FRACTIONS ± 1/32 .XX = ±.02 [.5] ANGLES ± 1° .XXX = ±.005 [.13]	APPROVALS	DATE	 50 High Street, West Mill, North Andover, MA 01845 USA. Phone: 1.800.341.5266 1.978.682.6936	
	DRAWN BY VTHANGARAJ	09/18/2023		CATEGORY TELECOM/MODULAR
	CHECKED BY DGUST	09/18/2023		
	APPROVED BY GUTTADAURO	09/18/2023		
THIRD-ANGLE PROJECTION	CONFIGURATION DETAILS OF UNDIMENSIONED FEATURES MAY VARY	COLOR VARIATIONS MAY OCCUR	PRODUCT DESCRIPTION IP69K WATERPROOF M12 5 POSITION A-CODE SENSOR ACTUATOR SIGNAL CABLE, LIGHT WEIGHT PLASTIC NUT, 22 AWG, PVC, FEMALE TO OPEN, BLACK	
	SIZE A	CAGE CODE 43321	ITEM NO. TRGPA505-C2B	
	SCALE: NONE	CAD FILE: TRGPA505-C2B.SLDDRW	SHEET 1 OF 1	