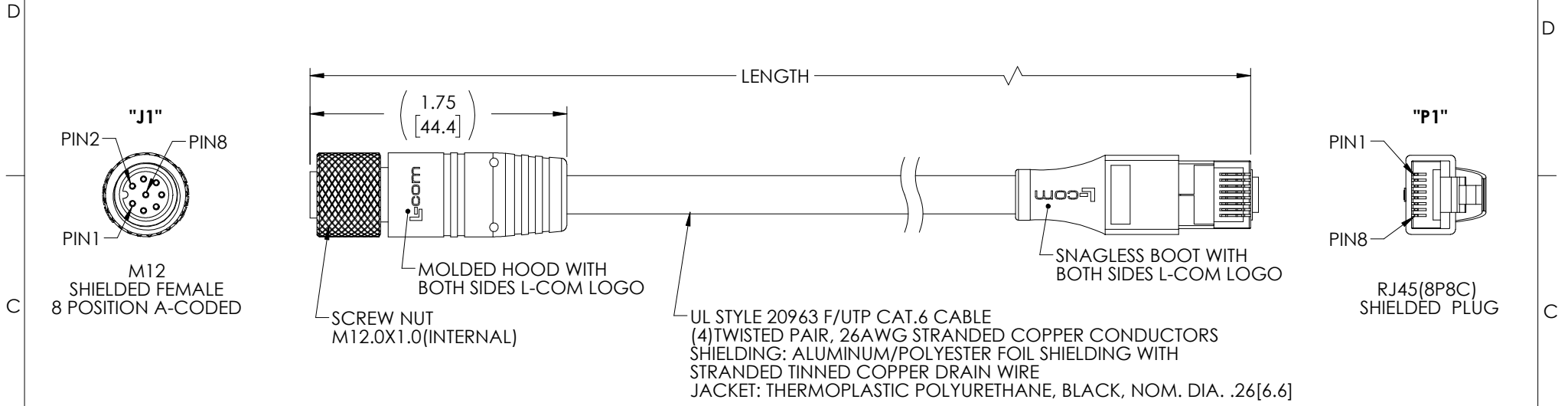


THE INFORMATION CONTAINED IN THIS DRAWING IS THE SOLE PROPERTY OF L-COM, INC. ANY REPRODUCTION IN PART OR WHOLE WITHOUT THE WRITTEN PERMISSION OF L-COM, INC. IS PROHIBITED.

REVISIONS			
REV	DESCRIPTION	DATE	APPROVED
A	INITIAL RELEASE	04/27/2022	DGUTTADAURO



UL STYLE 20963 F/UTP CAT.6 CABLE
 (4)TWISTED PAIR, 26AWG STRANDED COPPER CONDUCTORS
 SHIELDING: ALUMINUM/POLYESTER FOIL SHIELDING WITH
 STRANDED TINNED COPPER DRAIN WIRE
 JACKET: THERMOPLASTIC POLYURETHANE, BLACK, NOM. DIA. .26[6.6]

NOTES

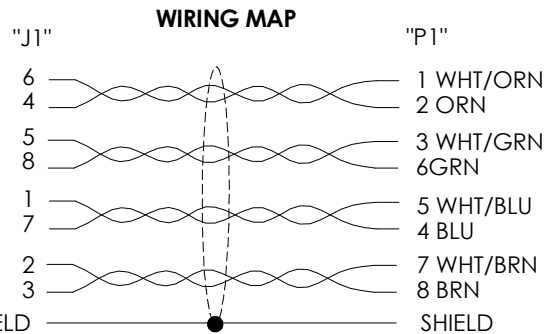
MATERIAL:
 MOLDED HOOD:THERMOPLASTIC POLYURETHANE, UL94 V-0,BLACK
 M12 INSULATOR:THERMOPLASTIC, UL94 V-0, BLACK
 M12 SHELL/SCREW NUT: COPPER ALLOY, NICKEL PLATE
 M12 CONTACTS:COPPER ALLOY, 15µ" MIN. GOLD PLATE
 SNAGLESS BOOT: LOW SMOKE ZERO HALOGEN, BLACK
 RJ45 HOUSING: THERMOPLASTIC, UL94 V-0, CLEAR
 RJ45 SHIELD/STRAIN RELIEF: COPPER ALLOY, NICKEL PLATE
 RJ45 CONTACT: COPPER ALLOY, 50µ" MIN. GOLD PLATE IN CONTACT AREA OVER NICKEL PLATE

ELECTRICAL:
 NOMINAL VOLTAGE RATING: 30 V AC/DC
 MAX CURRENT: 2A


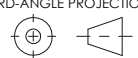
APPLICATION:
 INGRESS PROTECTION RATING IS IP67 (MATED, J1 ONLY).

ENVIRONMENTAL:
 OPERATING TEMPERATURE RANGE: -25°C TO +80°C
 CABLE JACKET RESISTANCE: OIL, SUNLIGHT, AND CHEMICAL RESISTANT
 CABLE JACKET FLAME RATING:FT2

MISCELLANEOUS
 CABLE ASSEMBLIES TO BE TESTED FOR CONTINUITY
 CABLE ASSEMBLY SHALL BE INDIVIDUALLY PACKAGED IN ACCORDANCE WITH L-COM SPECIFICATION PS-0031.



PART NUMBER	LENGTH	
	METERS	FEET
TRG865-P6B-05M	0.5	1.64
TRG865-P6B-1M	1.0	3.28
TRG865-P6B-2M	2.0	6.56
TRG865-P6B-3M	3.0	9.84
TRG865-P6B-5M	5.0	16.41
TRG865-P6B-10M	10.0	32.82
TRG865-P6B-15M	15.0	49.22

UNLESS OTHERWISE SPECIFIED, DIMENSIONS ARE IN INCHES [mm] OVERALL CABLE LENGTH TOLERANCE: ≤12 [305] = +1 [25] / -0 >12 [305] ≤60 [1524] = +2 [51] / -0 >60 [1524] ≤120 [3048] = +4 [102] / -0 >120 [3048] ≤300 [7620] = +6 [152] / -0 >300 [7620] = +5% / -0 ALL OTHER DIMENSIONAL TOLERANCES: .X = ± .2 [5] FRACTIONS ± 1/32 .XX = ± .02 [5] ANGLES ± 1° .XXX = ± .005 [13]	APPROVALS	DATE	 50 High Street, West Mill, North Andover, MA 01845 USA. Phone: 1.800.341.5266 1.978.682.6936
	DRAWN BY BZHANG	10/11/2021	
CHECKED BY DGUTTADAURO APPROVED BY DGUTTADAURO	10/11/2021	10/11/2021	PRODUCT DESCRIPTION M12 8PA F/UTP IND-OD, M12F/RJ45, BLK
THIRD-ANGLE PROJECTION 	CONFIGURATION DETAILS OF UNDIMENSIONED FEATURES MAY VARY COLOR VARIATIONS MAY OCCUR	SIZE A	CAGE CODE 43321
REF	SCALE: NONE	DWG. NO. TRG865-P6B	DWG. NO. TRG865-P6B
		CAD FILE: TRG865-P6B.SLDDRW	REV. A