

6

5

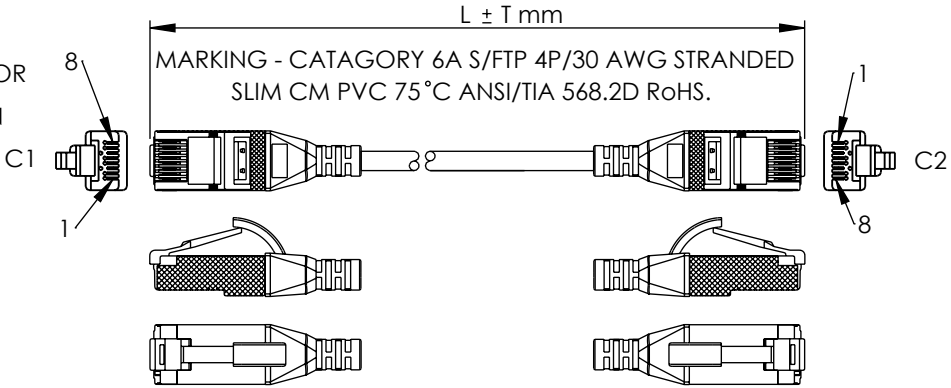
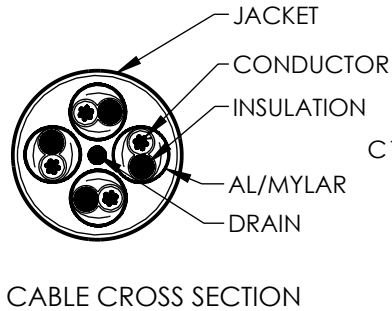
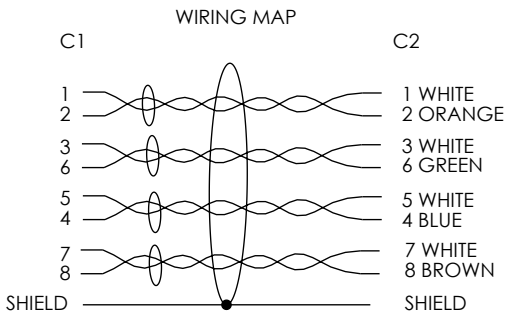
4

3

2

1

REVISION					
ZONE	REV	DESCRIPTION	DATE	CHANGED BY	APPROVED
	A	INITIAL RELEASE	03/20/2023	PSRINIVAS	GUTTADAURO



NOTES:-

OVERVIEW:

Bandwidth : 500 MHz  
 O.D. : 4.5 mm  
 CONDUCTOR : 30 AWG  
 Approvals : RoHS  
 Connector : 50 U" gold plated RJ45 connector

PHYSICAL Characteristics:

Cable Type - Cat6A S/FTP  
 Connector Type(s) - RJ45  
 Wiring Scheme - T568B  
 Temperature Rating  
 Installation : 0 Deg. C to 50 Deg. C  
 Operation : -20 Deg. C to 60 Deg. C  
 Voltage rating - 30V

Conductor (Qty. 4 twisted pair):

Conductor Type - 30 AWG (7/0.10 ± 0.008 mm),  
 Stranded Bare Copper  
 Insulation - FMPE  
 Diameter - 0.75 +- 0.05 mm  
 Pair Identification:  
 Pair 1 = Orange, Orange-White  
 Pair 2 = Blue, Blue-White  
 Pair 3 = Green, Green-White  
 Pair 4 = Brown, Brown-White

Connector Type (Qty.2):

Connector Type - 8P8C (RJ45)  
 Gender - Male  
 Connector Material - PC  
 Contact Material - Copper Alloy, Gold Plating 50 U"  
 Hood Material - PVC

Overall Cable :

Jacket - CM PVC  
 Minimum Average Thickness - 0.60 mm  
 Outer Diameter - 4.5 ± 0.15 mm

Electrical Characteristics:

Conductor DC Resistance - 60.10 Ω / 100 m (maximum)  
 Impedance - 100 Ω  
 Capacitance - 5600 pf/100m  
 Propagation Delay - 545ns/100m (Maximum)  
 Delay Skew - 45ns/100m (Maximum)  
 Pass Fluke DSX 8000 ISO Patch Cord Test

REGULATORY COMPLIANCE:

EU RoHS DIRECTIVE (MOST RECENT RELEASED VERSION)

THE INFORMATION CONTAINED IN THIS DRAWING IS THE SOLE PROPERTY OF INFINITE ELECTRONICS, INC. ANY REPRODUCTION IN PART OR WHOLE WITHOUT THE WRITTEN PERMISSION OF INFINITE ELECTRONICS, INC. IS PROHIBITED. THESE COMMODITIES, TECHNOLOGY OR SOFTWARE WERE EXPORTED FROM THE UNITED STATES IN ACCORDANCE WITH THE EXPORT ADMINISTRATION REGULATIONS. DIVERSION CONTRARY TO U.S. LAW PROHIBITED.

UNLESS OTHERWISE SPECIFIED LEADING DIMENSIONS ARE INCHES DIMENSIONS IN [ ] ARE MILLIMETERS

TOLERANCES:

.X = ±.2 [ .5 ]	FRACTIONS ± 1/32
.XX = ±.02 [ .5 ]	ANGLES ± 1°
.XXX = ±.005 [ .13 ]	

CABLE LENGTH TOLERANCES:

≤12 [305]	= +1 [25] / -0
>12 [305] ≤ 60 [1524]	= +2 [51] / -0
>60 [1524] ≤ 120 [3048]	= +4 [102] / -0
>120 [3048] ≤ 300 [7620]	= +6 [152] / -0
>300 [7620]	= +5% / -0

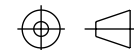
ALL DIMENSIONS ARE FOR REFERENCE ONLY AND SUBJECT TO CHANGE WITHOUT NOTICE.



an INFINITE® brand

Website: www.L-com.com

Phone: 1.800.341.5266 | 1.978.682.6936



INTERPRET ALL DIMENSIONS AND TOLERANCES PER ASME Y14.5

SCALE	SHEET
NONE	1 OF 2

DESCRIPTION  
**Category 6a 10gig Component Tested Slim Ethernet Patch Cable, S/FTP Double Shielded, 30AWG, RJ45 Male Plug, CM PVC, Blue, 20FT**

SIZE	CAGE CODE	DRAWN BY	ITEM NO.	REV
A	43321	PSRINIVAS	TRD630ADS-BLU-20F	A

6

5

4

3

2

1

6

5

4

3

2

1

REVISION					
ZONE	REV	DESCRIPTION	DATE	CHANGED BY	APPROVED
	A	INITIAL RELEASE	03/20/2023	PSRINIVAS	GUTTADAURO

PART NUMBER	CABLE COLOUR	LENGTH FEET [METERS]	TOLERANCE INCH [mm]	PART NUMBER	CABLE COLOUR	LENGTH FEET [METERS]	TOLERANCE INCH [mm]
TRD630ADS-BLK-1F	BLACK	1 [0.30]	+ 1.37 [ 35 ] / - 0.59 [ 15 ]	TRD630ADS-BLU-1F	BLUE	1 [0.30]	+ 1.37 [ 35 ] / - 0.59 [ 15 ]
TRD630ADS-BLK-2F	BLACK	2 [0.61]	+ 1.37 [ 35 ] / - 0.59 [ 15 ]	TRD630ADS-BLU-2F	BLUE	2 [0.61]	+ 1.37 [ 35 ] / - 0.59 [ 15 ]
TRD630ADS-BLK-3F	BLACK	3 [0.91]	+ 1.37 [ 35 ] / - 0.59 [ 15 ]	TRD630ADS-BLU-3F	BLUE	3 [0.91]	+ 1.37 [ 35 ] / - 0.59 [ 15 ]
TRD630ADS-BLK-5F	BLACK	5 [1.52]	+ 1.37 [ 35 ] / - 0.79 [ 20 ]	TRD630ADS-BLU-5F	BLUE	5 [1.52]	+ 1.37 [ 35 ] / - 0.79 [ 20 ]
TRD630ADS-BLK-7F	BLACK	7 [2.13]	+ 1.37 [ 35 ] / - 1.18 [ 30 ]	TRD630ADS-BLU-7F	BLUE	7 [2.13]	+ 1.37 [ 35 ] / - 1.18 [ 30 ]
TRD630ADS-BLK-10F	BLACK	10 [3.05]	+ 1.37 [ 35 ] / - 1.18 [ 30 ]	TRD630ADS-BLU-10F	BLUE	10 [3.05]	+ 1.37 [ 35 ] / - 1.18 [ 30 ]
TRD630ADS-BLK-15F	BLACK	15 [4.57]	+ 1.37 [ 35 ] / - 1.18 [ 30 ]	TRD630ADS-BLU-15F	BLUE	15 [4.57]	+ 1.37 [ 35 ] / - 1.18 [ 30 ]
TRD630ADS-BLK-20F	BLACK	20 [6.10]	± 2.36 [ 60 ]	TRD630ADS-BLU-20F	BLUE	20 [6.10]	± 2.36 [ 60 ]
TRD630ADS-BLK-25F	BLACK	25 [7.62]	± 2.36 [ 60 ]	TRD630ADS-BLU-25F	BLUE	25 [7.62]	± 2.36 [ 60 ]

PART NUMBER	CABLE COLOUR	LENGTH FEET [METERS]	TOLERANCE INCH [mm]
TRD630ADS-GRN-1F	GREEN	1 [0.30]	+ 1.37 [ 35 ] / - 0.59 [ 15 ]
TRD630ADS-GRN-2F	GREEN	2 [0.61]	+ 1.37 [ 35 ] / - 0.59 [ 15 ]
TRD630ADS-GRN-3F	GREEN	3 [0.91]	+ 1.37 [ 35 ] / - 0.59 [ 15 ]
TRD630ADS-GRN-5F	GREEN	5 [1.52]	+ 1.37 [ 35 ] / - 0.79 [ 20 ]
TRD630ADS-GRN-7F	GREEN	7 [2.13]	+ 1.37 [ 35 ] / - 1.18 [ 30 ]
TRD630ADS-GRN-10F	GREEN	10 [3.05]	+ 1.37 [ 35 ] / - 1.18 [ 30 ]
TRD630ADS-GRN-15F	GREEN	15 [4.57]	+ 1.37 [ 35 ] / - 1.18 [ 30 ]
TRD630ADS-GRN-20F	GREEN	20 [6.10]	± 2.36 [ 60 ]
TRD630ADS-GRN-25F	GREEN	25 [7.62]	± 2.36 [ 60 ]

THE INFORMATION CONTAINED IN THIS DRAWING IS THE SOLE PROPERTY OF INFINITE ELECTRONICS, INC. ANY REPRODUCTION IN PART OR WHOLE WITHOUT THE WRITTEN PERMISSION OF INFINITE ELECTRONICS, INC. IS PROHIBITED. THESE COMMODITIES, TECHNOLOGY OR SOFTWARE WERE EXPORTED FROM THE UNITED STATES IN ACCORDANCE WITH THE EXPORT ADMINISTRATION REGULATIONS. DIVERSION CONTRARY TO U.S. LAW PROHIBITED.

UNLESS OTHERWISE SPECIFIED LEADING DIMENSIONS ARE INCHES DIMENSIONS IN [ ] ARE MILLIMETERS

**TOLERANCES:**

.X = ±.2 [ .5 ]      FRACTIONS ± 1/32  
 .XX = ±.02 [ .5 ]      ANGLES ± 1°  
 .XXX = ±.005 [ .13 ]

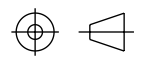
**CABLE LENGTH TOLERANCES:**

≤12 [305] = +1 [25] / -0  
 >12 [305] ≤ 60 [1524] = +2 [51] / -0  
 >60 [1524] ≤ 120 [3048] = +4 [102] / -0  
 >120 [3048] ≤ 300 [7620] = +6 [152] / -0  
 >300 [7620] = +5% / -0

ALL DIMENSIONS ARE FOR REFERENCE ONLY AND SUBJECT TO CHANGE WITHOUT NOTICE.



**an INFINITE® brand**  
 Website: www.L-com.com  
 Phone: 1.800.341.5266 | 1.978.682.6936



INTERPRET ALL DIMENSIONS AND TOLERANCES PER ASME Y14.5

SCALE NONE      SHEET 2 OF 2

DESCRIPTION  
**Category 6a 10gig Component Tested Slim Ethernet Patch Cable, S/FTP Double Shielded, 30AWG, RJ45 Male Plug, CM PVC, Blue, 20FT**

SIZE	CAGE CODE	DRAWN BY	ITEM NO.	REV
A	43321	PSRINIVAS	TRD630ADS-BLU-20F	A

6

5

4

3

2

1