

6

5

4

3

2

1

REVISION					
ZONE	REV	DESCRIPTION	DATE	CHANGED BY	APPROVED
	A	INITIAL RELEASE	03/20/2023	PSRINIVAS	GUTTADAURO

NOTES:-

OVERVIEW:

Bandwidth : 500 MHz
 O.D. : 3.0 mm
 CONDUCTOR : 30 AWG
 Approvals : RoHS
 Connector : 50 U" gold plated RJ45 connector

PHYSICAL Characteristics:

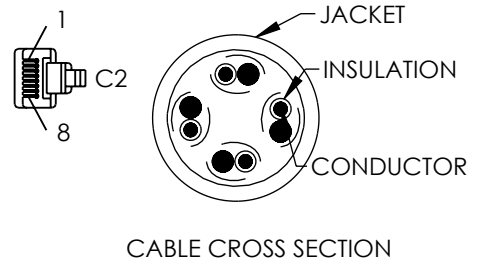
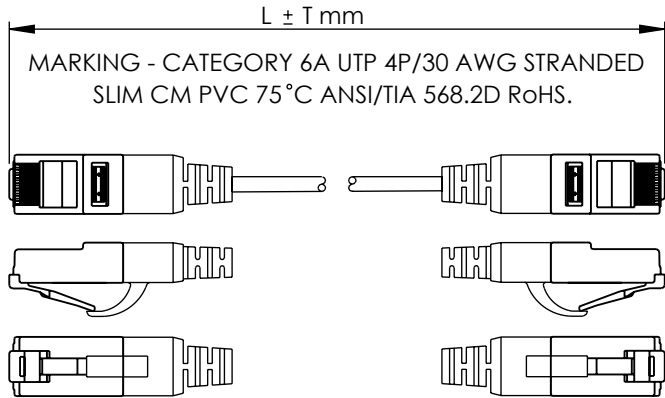
Cable Type - Cat6A UTP
 Connector Type(s) - RJ45
 Wiring Scheme - T568B
 Temperature Rating
 Installation : 0 Deg. C to 50 Deg. C
 Operation : -20 Deg. C to 60 Deg. C
 Voltage rating - 30V
 Cable Length (L) : 3 ft with Tolerance (T) of + 1.37 [35] / - 0.59 [15] in inch[mm]

Conductor (Qty. 4 twisted pair):

Conductor Type - 30 AWG (7/0.10 ± 0.008 mm), Stranded Bare Copper
 Insulator - HDPE
 Diameter - 0.51 ± 0.05 mm
 Pair Identification:
 Pair 1 = Orange, Orange-White
 Pair 2 = Blue, Blue-White
 Pair 3 = Green, Green-White
 Pair 4 = Brown, Brown-White

Connector Type (Qty.2):

Connector Type - 8P8C (RJ45)
 Gender - Male
 Connector Material - PC
 Contact Material - Copper Alloy, Gold Plating 50 U"
 Hood Material - PVC



Overall Cable :

Jacket - CM-PVC
 Minimum Average Thickness - 0.55 mm
 Outer Diameter - 3.0 ± 0.15 mm

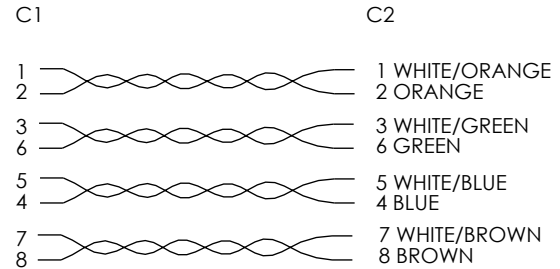
Electrical Characteristics:

Conductor DC Resistance - 45.23 Ω / 100 m (maximum)
 Impedance - 100 Ω
 Capacitance - 5600 pf/100m
 Propagation Delay - 545ns/100m (Maximum)
 Delay Skew - 45ns/100m (Maximum)
 Pass Fluke DSX 8000 Channel Test

REGULATORY COMPLIANCE:

EU RoHS DIRECTIVE (MOST RECENT RELEASED VERSION)

WIRING MAP



NOTE: 5 Pack Set of One Colour Only.

THE INFORMATION CONTAINED IN THIS DRAWING IS THE SOLE PROPERTY OF INFINITE ELECTRONICS, INC. ANY REPRODUCTION IN PART OR WHOLE WITHOUT THE WRITTEN PERMISSION OF INFINITE ELECTRONICS, INC. IS PROHIBITED. THESE COMMODITIES, TECHNOLOGY OR SOFTWARE WERE EXPORTED FROM THE UNITED STATES IN ACCORDANCE WITH THE EXPORT ADMINISTRATION REGULATIONS. DIVERSION CONTRARY TO U.S. LAW PROHIBITED.

UNLESS OTHERWISE SPECIFIED LEADING DIMENSIONS ARE INCHES DIMENSIONS IN [] ARE MILLIMETERS

TOLERANCES:

.X = ±.2 [.5] FRACTIONS
 .XX = ±.02 [.5] ± 1/32
 .XXX = ±.005 [.13] ANGLES ± 1°

CABLE LENGTH TOLERANCES:

≤12 [305] = +1 [25] / -0
 >12 [305] ≤ 60 [1524] = +2 [51] / -0
 >60 [1524] ≤ 120 [3048] = +4 [102] / -0
 >120 [3048] ≤ 300 [7620] = +6 [152] / -0
 >300 [7620] = +5% / -0

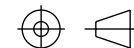
ALL DIMENSIONS ARE FOR REFERENCE ONLY AND SUBJECT TO CHANGE WITHOUT NOTICE.



an INFINITE® brand

Website: www.L-com.com

Phone: 1.800.341.5266 | 1.978.682.6936



INTERPRET ALL DIMENSIONS AND TOLERANCES PER ASME Y14.5

SCALE

SHEET

NONE

1 OF 1

DESCRIPTION

Category 6a 10gig Slim Ethernet Patch Cable, UTP 30AWG, RJ45 Male Plug, CM PVC, Green, 3 Foot Length, 5 Pack

SIZE	CAGE CODE	DRAWN BY	ITEM NO.	REV
A	43321	PSRINIVAS	TRD630A-GRN-3F-5PK	A

6

5

4

3

2

1