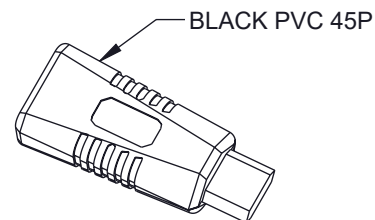
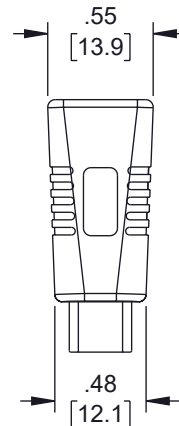
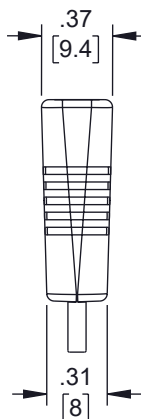
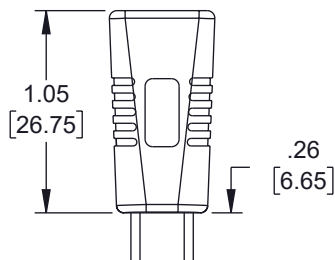
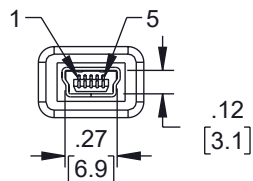
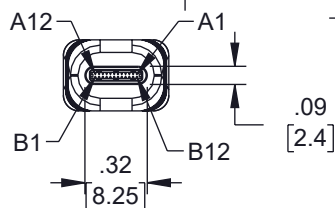


REVISION					
ZONE	REV	DESCRIPTION	DATE	CHANGED BY	APPROVED
	A	INITIAL RELEASE	02/06/2024	DMAY	DGUTTADAURO

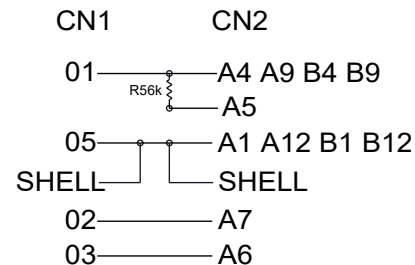
CN1
 USB MINI B FEMALE
 CONNECTOR
 W/ NICKEL PLATED CONTACTS



CN2
 USB TYPE C MALE
 CONNECTOR
 W/ NICKEL PLATED CONTACTS



PIN ASSIGNMENT



NOTES:

- ELECTRICAL TEST:
 - 100% OPEN SHORT & MISS WIRE TEST
 - CONTACT RESISTANCE: 5 OHM MAX
 - INSULATION RESISTANCE: 10M OHM MIN
 - HI-POT TEST: DC 300V/10ms
- COMPONENT SHALL BE TESTED FOR CONTINUITY.
- COMPONENT SHALL BE INDIVIDUALLY PACKAGED.

REGULATORY COMPLIANCE:

EU RoHS DIRECTIVE (MOST RECENT RELEASED VERSION)

THE INFORMATION CONTAINED IN THIS DRAWING IS THE SOLE PROPERTY OF INFINITE ELECTRONICS, INC. ANY REPRODUCTION IN PART OR WHOLE WITHOUT THE WRITTEN PERMISSION OF INFINITE ELECTRONICS, INC. IS PROHIBITED. THESE COMMODITIES, TECHNOLOGY OR SOFTWARE WERE EXPORTED FROM THE UNITED STATES IN ACCORDANCE WITH THE EXPORT ADMINISTRATION REGULATIONS. DIVERSION CONTRARY TO U.S. LAW PROHIBITED.

UNLESS OTHERWISE SPECIFIED LEADING DIMENSIONS ARE INCHES DIMENSIONS IN [] ARE MILLIMETERS	
TOLERANCES:	
X = ±.2 [5]	FRACTIONS ± 1/32
.XX = ±.02 [0.5]	ANGLES ± 1°
.XXX = ±.005 [0.13]	
CABLE LENGTH TOLERANCES:	
≤12 [305]	= +1 [25] / -0
>12 [305] ≤ 60 [1524]	= +2 [51] / -0
>60 [1524] ≤ 120 [3048]	= +4 [102] / -0
>120 [3048] ≤ 300 [7620]	= +6 [152] / -0
>300 [7620]	= +5% / -0
ALL DIMENSIONS ARE FOR REFERENCE ONLY AND SUBJECT TO CHANGE WITHOUT NOTICE. UN-DIMENSIONED NON-CRITICAL FEATURES MAY VARY IN SIZE AND LOCATION. COLORS MAY VARY.	

<p>an INFINIT® brand</p> <p>Website: www.ShowMeCables.com Phone: 1.888.519.9505</p>		<p>INTERPRET ALL DIMENSIONS AND TOLERANCES PER ASME Y14.5</p>	
		SCALE NONE	SHEET 1 OF 1
DESCRIPTION USB MINI B FEMALE TO C MALE, 480 Mbps			
SIZE A	CAGE CODE 3SVT8	DRAWN BY DMAY	ITEM NO. SUSB2-MINIBF-CM
			REV A