

6

5

4

3

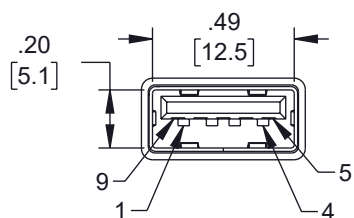
2

1

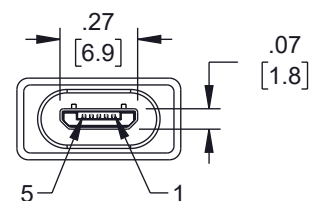

REVISION

ZONE	REV	DESCRIPTION	DATE	CHANGED BY	APPROVED
	A	INITIAL RELEASE	02/06/2024	DMAY	DGUTTADAURO

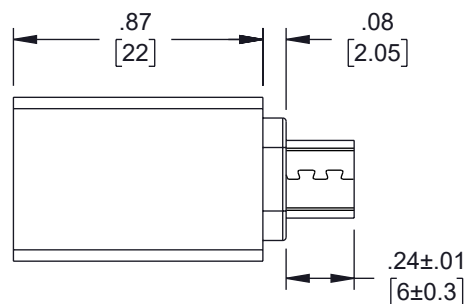
BLACK ALUMINUM ALLOY HOUSING



CN1
USB 3.0 TYPE A FEMALE
CONNECTOR
W/ NICKEL PLATED CONTACTS



CN2
USB MICRO 5P B MALE
CONNECTOR
W/ NICKEL PLATED CONTACTS



.24±.01
[6±0.3]

PIN ASSIGNMENT

CN1	CN2
01	01
02	02
03	03
04	04
	05
SHELL	SHELL

NOTES:

- ELECTRICAL TEST:
 - 100% OPEN SHORT & MISS WIRE TEST
 - CONTACT RESISTANCE: 5 OHM MAX
 - INSULATION RESISTANCE: 10M OHM MIN
 - HI-POT TEST: DC 300V/10ms
- COMPONENT SHALL BE TESTED FOR CONTINUITY.
- COMPONENT SHALL BE INDIVIDUALLY PACKAGED.

REGULATORY COMPLIANCE:

EU RoHS DIRECTIVE (MOST RECENT RELEASED VERSION)

THE INFORMATION CONTAINED IN THIS DRAWING IS THE SOLE PROPERTY OF INFINITE ELECTRONICS, INC. ANY REPRODUCTION IN PART OR WHOLE WITHOUT THE WRITTEN PERMISSION OF INFINITE ELECTRONICS, INC. IS PROHIBITED. THESE COMMODITIES, TECHNOLOGY OR SOFTWARE WERE EXPORTED FROM THE UNITED STATES IN ACCORDANCE WITH THE EXPORT ADMINISTRATION REGULATIONS. DIVERSION CONTRARY TO U.S. LAW PROHIBITED.

UNLESS OTHERWISE SPECIFIED
LEADING DIMENSIONS ARE INCHES
DIMENSIONS IN [] ARE MILLIMETERS

TOLERANCES:
 .X = ±.2 [5] FRACTIONS ± 1/32
 .XX = ±.02 [0.5] ANGLES ± 1°
 .XXX = ±.005 [0.13]

CABLE LENGTH TOLERANCES:
 ≤12 [305] = +1 [25] / -0
 >12 [305] ≤ 60 [1524] = +2 [51] / -0
 >60 [1524] ≤ 120 [3048] = +4 [102] / -0
 >120 [3048] ≤ 300 [7620] = +6 [152] / -0
 >300 [7620] = +5% / -0

ALL DIMENSIONS ARE FOR REFERENCE ONLY
AND SUBJECT TO CHANGE WITHOUT NOTICE.
UN-DIMENSIONED/NON-CRITICAL FEATURES
MAY VARY IN SIZE AND LOCATION
COLORS MAY VARY

Show Me
CABLES
an INFINIT® brand

Website: www.ShowMeCables.com
Phone: 1.888.519.9505



INTERPRET ALL DIMENSIONS AND
TOLERANCES PER ASME Y14.5

SCALE	SHEET
NONE	1 OF 1

DESCRIPTION				
USB MICRO B MALE TO A FEMALE, 480 Mbps				
SIZE	CAGE CODE	DRAWN BY	ITEM NO.	REV
A	3SVT8	DMAY	SUSB2-MICROBM-AF	A

6

5

4

3

2

1