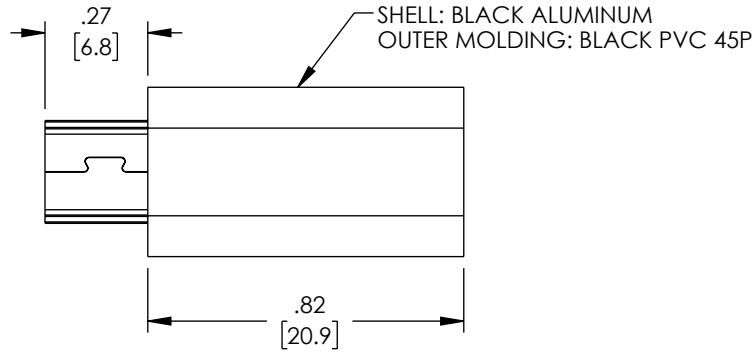
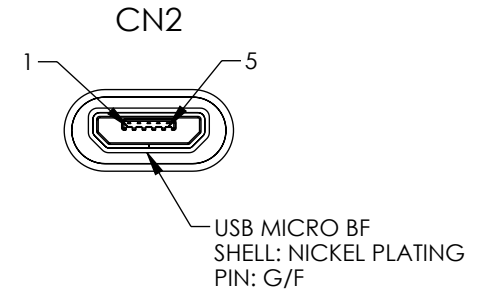

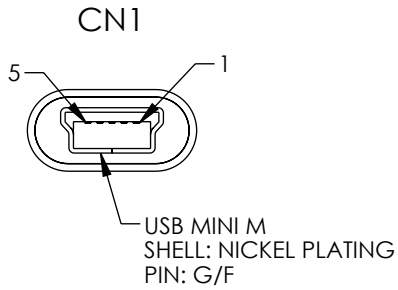



THE INFORMATION CONTAINED IN THIS DRAWING IS THE SOLE PROPERTY OF SHOW ME CABLES, INC. ANY REPRODUCTION IN PART OR WHOLE WITHOUT THE WRITTEN PERMISSION OF SHOW ME CABLES, INC. IS PROHIBITED.

REVISION					
ZONE	REV.	DESCRIPTION	DATE	CHANGED BY	APPROVED BY
	A	INITIAL RELEASE	1/24/2023	DMAY	DGUTTADAURO


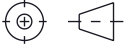


PIN ASSIGNMENT

CN1		CN2
01	—————	01
02	—————	02
03	—————	03
04	—————	04
05	—————	05
SHELL	—————	SHELL

NOTES:
1. COMPONENT SHALL BE INDIVIDUALLY PACKAGED IN ACCORDANCE WITH L-COM SPECIFICATION PS-0031.

REGULATORY COMPLIANCE:
EU RoHS DIRECTIVE (MOST RECENT RELEASED VERSION)

UNLESS OTHERWISE SPECIFIED, DIMENSIONS ARE IN INCHES [mm] OVERALL CABLE LENGTH TOLERANCE: ≤12 [305] = +1 [25] / -0 >12 [305] ≤60 [1524] = +2 [51] / -0 >60 [1524] ≤120 [3048] = +4 [102] / -0 >120 [3048] ≤300 [7620] = +6 [152] / -0 >300 [7620] = +5% / -0 ALL OTHER DIMENSIONAL TOLERANCES: .X = ± .2 [5] FRACTIONS ± 1/32 .XX = ± .02 [5] ANGLES ± 1° .XXX = ± .005 [13]	APPROVALS DRAWN BY DMAY CHECKED BY HBAKKE APPROVED BY DGUTTADAURO	DATE 1/24/2023 1/24/2023 1/24/2023	 115 Chesterfield Industrial Blvd., Chesterfield, MO 63005 Phone: 1.888.519.9505 Fax: 1.888.519.9515	
	CONFIGURATION DETAILS OF UNDIMENSIONED FEATURES MAY VARY		CATEGORY AV ADAPTERS	
	COLOR VARIATIONS MAY OCCUR		PRODUCT DESCRIPTION MICRO BF-MINI M, ALUMINUM ALLOY	
THIRD-ANGLE PROJECTION 	SIZE A	CAGE CODE 3SVT8	ITEM NO. SU2MICBMINIAD-FM	REV. A
SCALE: NONE		CAD FILE: SU2MICBMINIAD-FM.SLDDRW	SHEET 1 OF 1	