
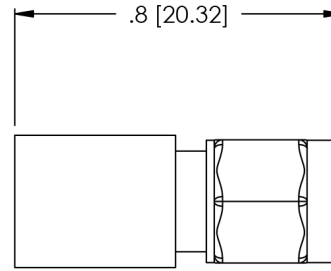
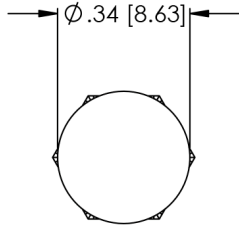


# Show Me

## CABLES

REVISIONS			
REV	DESCRIPTION	DATE	CHANGED BY
A	RELEASED FOR PRODUCTION		
B	REVISED BODY PLATING		
C	ECN 1728 REVISED TOLERANCE		
D	ECN 3194: UPDATE DWG FORMAT		



NOTES:

**MATERIAL:**

BODY: BRASS  
 CONTACT: BRASS  
 COLOR CAP 50 OHM GREEN: PE  
 RESISTOR: METAL  
 RING: BRASS  
 INSULATOR: PTFE  
 GASKET: PVC  
 COUPLING NUT: BRASS

**FINISH:**

BODY: GOLD PLATE  
 CONTACT: GOLD PLATE  
 RING: GOLD PLATE  
 COUPLING NUT: GOLD PLATE

**ELECTRICAL:**

IMPEDANCE: 50 OHMS

**PACKAGING:**

INDIVIDUALLY PACKAGE IN A POLYBAG

**RoHS Compliant** ✓

UNLESS OTHERWISE SPECIFIED, DIMENSIONS ARE IN INCHES [mm] TOLERANCES TO BE: .X ±.1 [2.5]    ANGLES ±2° .XX ±.01 [.25] .XXX ±.005 [.13] OVERALL CABLE LENGTH TOL: ≤ 60 [1524] +3 [76.2] / - 0 > 60 [1524] +5% / -0%	APPROVALS	DATE	CATEGORY	COAXIAL		
	DRAWN BY C.MCCORMICK	03/28/2002			PRODUCT DESCRIPTION	TERMINATOR SMA M 50 OHM
	CHECKED BY D.PARHAM	03/28/2002				
	APPROVED BY R.CARRICK	03/28/2002				
PROJ	CONFIGURATION DETAILS OF UNDIMENSIONED FEATURES MAY VARY		SIZE <b>A</b>	FSCM NO. <b>43321</b>	DWG. NO.	REV. <b>D</b>
			SCALE: NONE	CAD FILE: BTSSM.SLDDRW	SHEET 1 OF 1	