

6

5

4


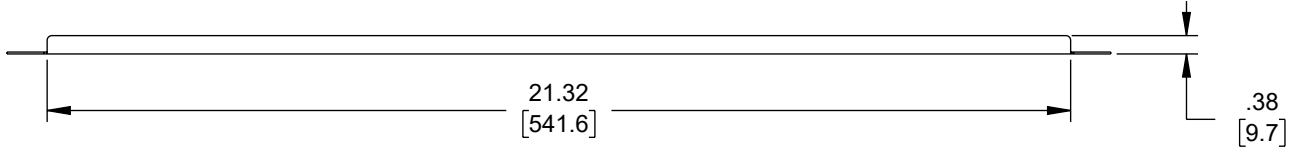
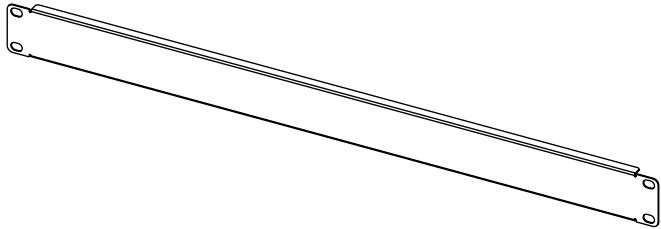
3

2

1

REVISION

| ZONE | REV | DESCRIPTION | DATE | CHANGED BY | APPROVED |
|------|-----|-----------------|------------|------------|----------|
| | A | INITIAL RELEASE | 04/02/2024 | DZINN | JWASKE |



UNLESS OTHERWISE SPECIFIED
LEADING DIMENSIONS ARE INCHES
DIMENSIONS IN [] ARE MILLIMETERS

TOLERANCES:

| | |
|---------------------|------------------|
| X = ±.2 [5] | FRACTIONS ± 1/32 |
| .XX = ±.02 [0.5] | ANGLES ± 1° |
| .XXX = ±.005 [0.13] | |

CABLE LENGTH TOLERANCES:

| |
|--|
| ≤12 [305] = +1 [25] / -0 |
| >12 [305] ≤ 60 [1524] = +2 [51] / -0 |
| >60 [1524] ≤ 120 [3048] = +4 [102] / -0 |
| >120 [3048] ≤ 300 [7620] = +6 [152] / -0 |
| >300 [7620] = +5% / -0 |

ALL DIMENSIONS ARE FOR REFERENCE ONLY
AND SUBJECT TO CHANGE WITHOUT NOTICE
UN-DIMENSIONED/NON-CRITICAL FEATURES
MAY VARY IN SIZE AND LOCATION
COLORS MAY VARY



Website: www.ShowMeCables.com
Phone: 1.888.519.9505

INTERPRET ALL DIMENSIONS AND TOLERANCES PER ASME Y14.5

| | |
|-------|--------|
| SCALE | SHEET |
| NONE | 1 OF 1 |

| | | | |
|------------------------|-----------|----------|------------|
| DESCRIPTION | | | |
| 23in SPACER, 1U, SOLID | | | |
| SIZE | CAGE CODE | DRAWN BY | ITEM NO. |
| A | 3SVT8 | DZINN | SM23INSP1U |
| | | | REV |
| | | | A |

THE INFORMATION CONTAINED IN THIS DRAWING IS THE SOLE PROPERTY OF INFINITE ELECTRONICS, INC. ANY REPRODUCTION IN PART OR WHOLE WITHOUT THE WRITTEN PERMISSION OF INFINITE ELECTRONICS, INC. IS PROHIBITED. THESE COMMODITIES, TECHNOLOGY OR SOFTWARE WERE EXPORTED FROM THE UNITED STATES IN ACCORDANCE WITH THE EXPORT ADMINISTRATION REGULATIONS. DIVERSION CONTRARY TO U.S. LAW PROHIBITED.

6

5

4

3

2

1