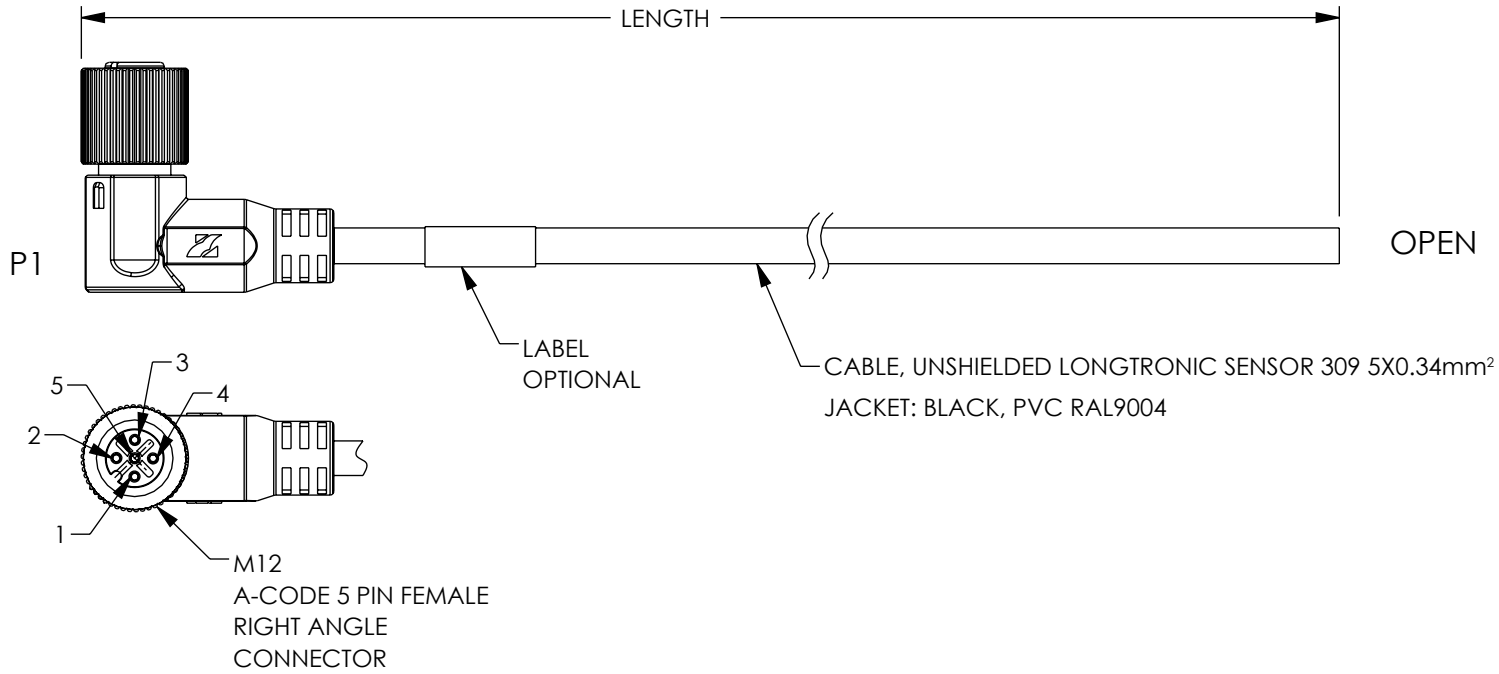


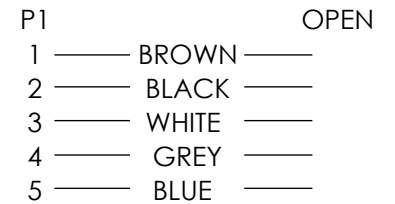
THE INFORMATION CONTAINED IN THIS DRAWING IS THE SOLE PROPERTY OF SHOW ME CABLES, INC. ANY REPRODUCTION IN PART OR WHOLE WITHOUT THE WRITTEN PERMISSION OF SHOW ME CABLES, INC. IS PROHIBITED.

REVISION					
ZONE	REV.	DESCRIPTION	DATE	CHANGED BY	APPROVED BY
	A	INITIAL RELEASE	01/24/2023	DMAY	DGUTTADAURO



PART NUMBER	LENGTH	
	FEET	METERS
M12A5PVC-RFO-3	3	0.9 ± .02
M12A5PVC-RFO-6	6	1.8 ± .04
M12A5PVC-RFO-10	10	3.0 ± .05


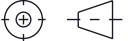
WIRING DIAGRAM



NOTE:

1. ELECTRICAL TEST:
 - a. 100% OPEN SHORT MISWIRE TEST.
 - b. INSULATION RESISTANCE: 10M OHM MIN, 300V/DC.
 - c. CONDUCTOR RESISTANCE: 3 OHM MAX.
2. OPERATING TEMPERATURE RANGE: -20°C~80°C.
3. WATERPROOF IP67.
4. CABLE ASSEMBLIES TO BE TESTED FOR CONTINUITY.
5. CABLE ASSEMBLY SHALL BE INDIVIDUALLY PACKAGED.

REGULATORY COMPLIANCE:
EU RoHS DIRECTIVE (MOST RECENT RELEASED VERSION)

UNLESS OTHERWISE SPECIFIED, DIMENSIONS ARE IN INCHES [mm] OVERALL CABLE LENGTH TOLERANCE: ≤12 [305] = +1 [25] / -0 >12 [305] ≤60 [1524] = +2 [51] / -0 >60 [1524] ≤120 [3048] = +4 [102] / -0 >120 [3048] ≤300 [7620] = +6 [152] / -0 >300 [7620] = +5% / -0 ALL OTHER DIMENSIONAL TOLERANCES: .X = ± .2 [5] FRACTIONS ± 1/32 .XX = ± .02 [5] ANGLES ± 1° .XXX = ± .005 [1.3]	APPROVALS	DATE	 115 Chesterfield Industrial Blvd., Chesterfield, MO 63005 Phone: 1.888.519.9505 Fax: 1.888.519.9515
	DRAWN BY DMAY	01/24/2023	
CONFIGURATION DETAILS OF UNDIMENSIONED FEATURES MAY VARY	CHECKED BY HBAKKE	01/24/2023	PRODUCT DESCRIPTION M12 5 POSITION A-CODE CABLE, PVC JACKET, RIGHT ANGLE FEMALE/OPEN
COLOR VARIATIONS MAY OCCUR	APPROVED BY DGUTTADAURO	01/24/2023	
THIRD-ANGLE PROJECTION	SCALE: NONE		CAD FILE: M12A5PVC-RFO.SLDDRW
	SHEET 1 OF 1		