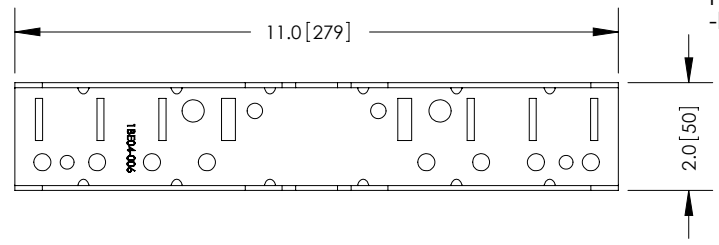
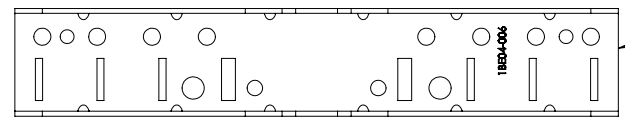


THE INFORMATION CONTAINED IN THIS DRAWING IS THE SOLE PROPERTY OF L-COM, INC. ANY REPRODUCTION IN PART OR WHOLE WITHOUT THE WRITTEN PERMISSION OF L-COM, INC. IS PROHIBITED.

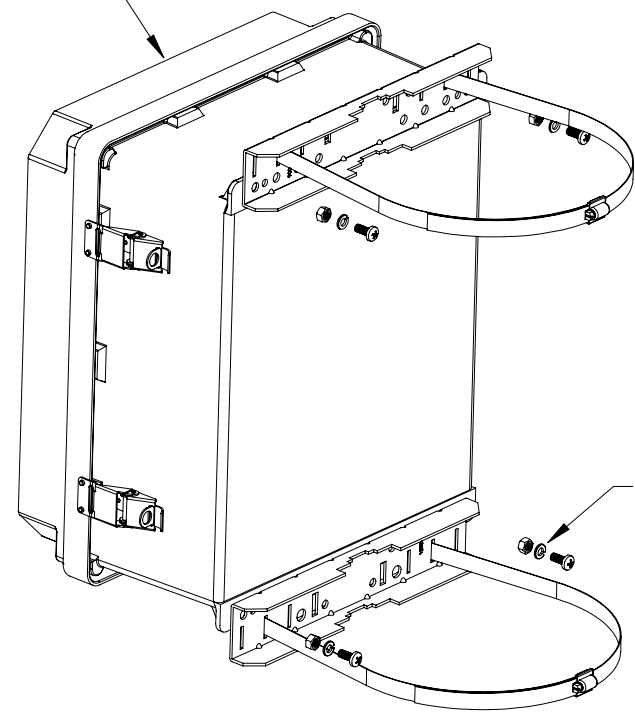
REVISIONS			
REV	DESCRIPTION	DATE	APPROVED
A	INITIAL RELEASE	2/11/14	D.GRIFFIN
-	-	-	-
-	-	-	-



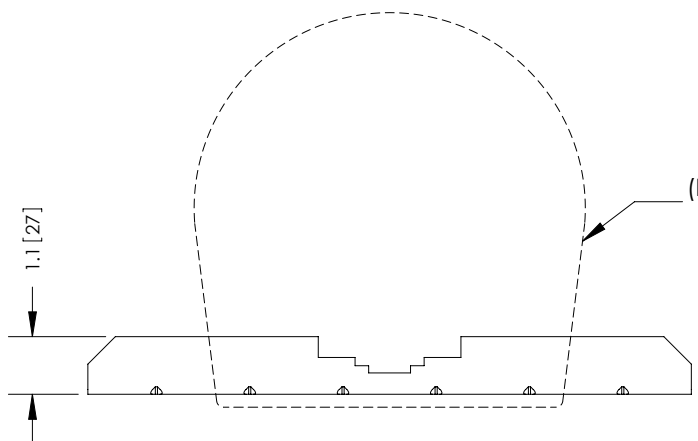
ENCLOSURE SHOWN FOR REFERENCE ONLY -NOT INCLUDED-



MOUNT BRACKET (2X)



MOUNT BRACKET HARDWARE INCLUDED



SS HOSE CLAMP (FOR 7" TO 9" POLE) INCLUDED (2X)

NOTES:
 PACKAGING:
 COMPONENT SHALL BE PACKAGED IN ACCORDANCE WITH L-COM SPEC PKG-00012.
 -ALL DIMENSIONS FOR REFERENCE-

UNLESS OTHERWISE SPECIFIED, DIMENSIONS ARE IN INCHES [mm] OVERALL CABLE LENGTH TOLERANCE: ≤12 [305] = +1 [25] / -0 >12 [305] ≤60 [1524] = +2 [51] / -0 >60 [1524] ≤120 [3048] = +4 [102] / -0 >120 [3048] ≤300 [7620] = +6 [152] / -0 >300 [7620] = +5% / -0% ALL OTHER DIMENSIONAL TOLERANCES: .X = ±.2 [5.08] .XX = ±.02 [1.51] .XXX = ±.005 [1.13]	APPROVALS DRAWN BY B.PUCHASKI CHECKED BY P.PESA APPROVED BY P.PESA	DATE 02/10/14 02/10/14 02/10/14	45 BEECHWOOD DRIVE NORTH ANDOVER, MA 01845	
	CONFIGURATION DETAILS OF UNDIMENSIONED FEATURES MAY VARY COLOR VARIATIONS MAY OCCUR	CATEGORY ENCLOSURE		PRODUCT DESCRIPTION UNIVERSAL POLE MOUNTING KIT POLE DIAMETER 7 INCH TO 9 INCH
PROJECTION 	SIZE A	FSCM NO. 43321	DWG. NO. HGX-PMT29	REV. A
SCALE: NONE		CAD FILE: HGX-PMT29.SLDDRW		SHEET 1 OF 1