


Indoor DAS Ceiling Omni Antenna, 5 dBi, 698 MHz
- 4200 MHz, 2 x 4.3-10 Female



HG74206DPSQCUPR-4F

Features

- Indoor distribution of 5G, LTE, GSM/CDMA
- Rectangular shape enables seamless blend in with ceiling tiles
- In-building public or private networks
- LPWAN, LoRA, LTE-M, NB-IoT, IoT, M2M applications
- DAS (Distributed Antenna Systems)

Applications

- Low Passive Intermodulation (PIM) <-153 dBc @ 2x20W
- Vertical Polarization
- Low return loss, stable performance
- 2 x 4.3-10 Female connector for long lasting consistent results
- Covers 5G frequency bands including 600 MHz and extended CBRS

Description

L-Com's Indoor DAS ceiling Omni Antenna HG74206DPSQCUPR-4F is in stock and ready to ship the same-day of order. The HG74206DPSQCUPR-4F indoor ceiling omni antenna comes with 5dBi gain and 2 x 4.3-10 female connectors. This DAS indoor ceiling omni antenna has a wide band frequency range from 698MHz to 4200MHz. The 2-port capabilities increase the 5G data speeds up to 2 x that of a single antenna. L-Com's 2 x 4.3-10 female increases the throughput, data speeds, quality of connection and allows more users to connect to the antenna.

Our omni antenna specialists are ready and available to answer any questions you may have on the HG74206DPSQCUPR-4F indoor DAS ceiling omni antenna. The 5dBi ceiling omni antenna low profile designs allow for seamless installation indoors without creating eyesores or potential interference with indoor personnel. These ceiling antennas have low loss pigtailed that allows for installation flexibility.

Contact L-Com's expert technical support for assistance with the indoor DAS ceiling omni antenna or any Antenna. Our knowledgeable sales team simplifies the purchasing process and ensures that your ceiling Omni antenna will be exact to specification.

The omni antenna HG74206DPSQCUPR-4F from L-Com provides a higher quality connection and improved longevity. Order your 2-port low Indoor DAS ceiling Omni Antenna HG74206DPSQCUPR-4F from L-Com today. There is no MOQ (minimum order quantity) and the product ships same day from our warehouse.

Configuration


Design	Ceiling
Band Type	Wide
Radiation Pattern	Omni Directional
Polarization	Horizontal
Connector Type	4.3-10 Female
Interface 2	4.3-10 Female
Number of Ports	2

Electrical Specifications

Description	Minimum	Typical	Maximum	Units
Frequency Range	698		4,200	MHz
Input VSWR			1.8:1	

Click the following link (or enter part number in "SEARCH" on website) to obtain additional part information including price, inventory and certifications:
[Indoor DAS Ceiling Omni Antenna, 5 dBi, 698 MHz - 4200 MHz, 2 x 4.3-10 Female HG74206DPSQCUPR-4F](#)

Indoor DAS Ceiling Omni Antenna, 5 dBi, 698 MHz
- 4200 MHz, 2 x 4.3-10 Female



HG74206DPSQCUPR-4F

Impedance		50		Ohms
Gain	2.5		5	dBi
Input Power			50	Watts
Passive Intermodulation			-153	dBc
3rd order, 2 x 20 W				

Specifications by Band

Description	Band 1	Band 2	Band 3	Band 4	Band 5	Units
Range	0.698 to 0.96	1.427 to 1.71	1.71 to 2.7	3.3 to 4.2		GHz
Gain	2.5	3.5	4.5	5		dBi
Horizontal HPBW	360	360	360	360		Degrees
Vertical HPBW	360	360	360	360		Degrees
Port to Port Isolation	16	18	20	25		dB
VSWR Max	1.8:1	1.8:1	1.8:1	1.8:1		

Mechanical Specifications

Radome Material	ABS
Size	
Length	10.0394 in [255 mm]
Width	7.48031 in [190 mm]
Height	0.393701 in [10 mm]
Weight	0.8818 lbs [399.98 g]

Environmental Specifications

Temperature	
Operating Range	-55 to +60 deg C
Humidity	<95

Compliance Certifications (see [product page](#) for current document)


Plotted and Other Data

Notes:

Indoor DAS Ceiling Omni Antenna, 5 dBi, 698 MHz - 4200 MHz, 2 x 4.3-10 Female from L-com has same day shipment for domestic and International orders. Our portfolio includes coaxial cable assemblies, connectors, adapters and custom products as well as

Indoor DAS Ceiling Omni Antenna, 5 dBi, 698 MHz
- 4200 MHz, 2 x 4.3-10 Female

HG74206DPSQCUPR-4F



lightning and surge protectors, NEMA rated enclosures, and an RF product line which includes antennas, amplifiers, passive, and active components.

The information contained within this document is accurate to the best of our knowledge and representative of the part described herein. It may be necessary to make modifications to the part and/or the documentation of the part in order to impliment improvements. L-com reserves the right to make such changes as required. Unless otherwise stated, all specifications are nominal. L-com does not make any representation or warranty regarding the suitability of the part described herein for any particular purpose, and L-com does not assume liability arising out of the use of any part or document.

Indoor DAS Ceiling Omni Antenna, 5 dBi, 698 MHz - 4200 MHz, 2 x 4.3-10 Female

L-com CAD Drawing

