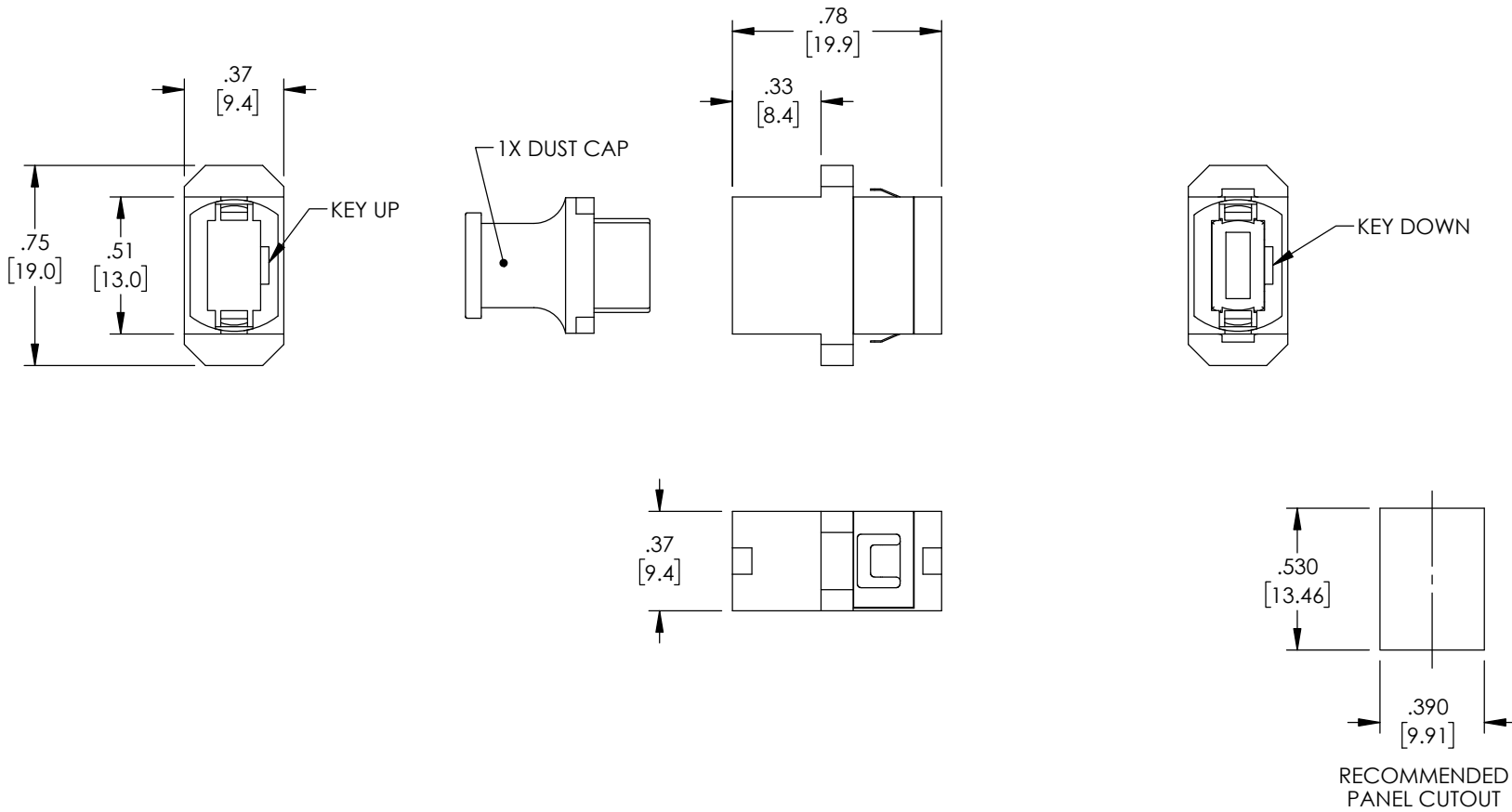


THE INFORMATION CONTAINED IN THIS DRAWING IS THE SOLE PROPERTY OF L-COM, INC. ANY REPRODUCTION IN PART OR WHOLE WITHOUT THE WRITTEN PERMISSION OF L-COM, INC. IS PROHIBITED.

REVISIONS			
REV	DESCRIPTION	DATE	APPROVED
A	INITIAL RELEASE	08/10/2020	PHOSPODAR



NOTES:


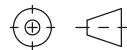
MATERIALS:

BODY: ABS THERMOPLASTIC, BLACK
 DUST CAP: ENGINEERING PLASTIC, GRAY
 MOUNTING CLIPS: STAINLESS STEEL

RECOMMENDED PANEL THICKNESS: .06" [1.5]

ALL DIMENSIONS ARE FOR REFERENCE ONLY.

COMPONENT SHALL BE INDIVIDUALLY PACKAGED IN ACCORDANCE WITH L-COM SPECIFICATION PS-0031.

UNLESS OTHERWISE SPECIFIED, DIMENSIONS ARE IN INCHES [mm] OVERALL CABLE LENGTH TOLERANCE: ≤12 [305] = +1 [25] / -0 >12 [305] ≤60 [1524] = +2 [51] / -0 >60 [1524] ≤120 [3048] = +4 [102] / -0 >120 [3048] ≤300 [7620] = +6 [152] / -0 >300 [7620] = +5% / -0 ALL OTHER DIMENSIONAL TOLERANCES: .X = ± .2 [5] FRACTIONS ± 1/32 .XX = ± .02 [5] ANGLES ± 1° .XXX = ± .005 [13]	APPROVALS	DATE	 50 High Street, West Mill, North Andover, MA 01845 USA. Phone: 1.800.341.5266 1.978.682.6936
	DRAWN BY DFRISIELLO	07/17/2020	
THIRD-ANGLE PROJECTION 	APPROVED BY PHOSPODAR	08/10/2020	CATEGORY FIBER OPTICS
CONFIGURATION DETAILS OF UNDIMENSIONED FEATURES MAY VARY COLOR VARIATIONS MAY OCCUR	PRODUCT DESCRIPTION MPO/MTP Adapter, Reduced Flange, Key Up to Key Down (Type A)		ITEM NO. FOA-994A
SIZE A	CAGE CODE 43321	REV. A	SCALE: NONE CAD FILE: FOA-994A.SLDDRW SHEET 1 OF 1