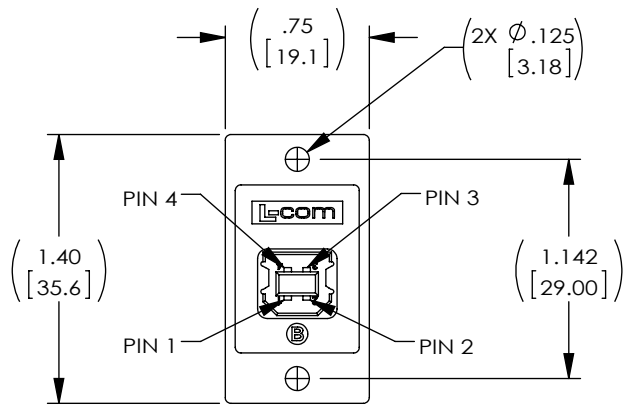
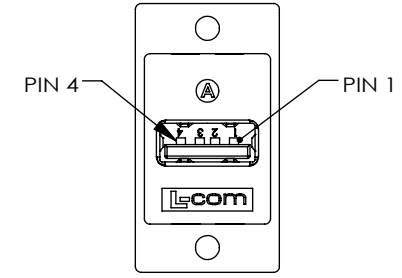
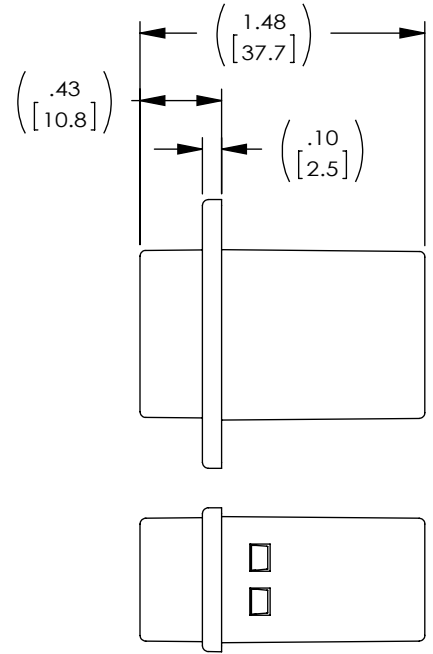


THE INFORMATION CONTAINED IN THIS DRAWING IS THE SOLE PROPERTY OF L-COM, INC. ANY REPRODUCTION IN PART OR WHOLE WITHOUT THE WRITTEN PERMISSION OF L-COM, INC. IS PROHIBITED.

REVISIONS			
REV	DESCRIPTION	DATE	APPROVED
E	ECN 6458: USE NEW LOGO	10/12/12	D.FRISIELLO
F	ECN 6485: RETURN TO GLUED VERSION. PRODUCT NOT TOOLED.	10/24/12	D.FRISIELLO
G	ECN 6692: REVISED MODEL FROM GLUED TO SNAP-ON COVERS	2/19/13	D.FRISIELLO
H	ECN 8409: UPDATE TEMPERATURE RATING TO -10-70°C	7/15/16	S.LI



USB TYPE "B"
JACK
"J1"



USB TYPE "A"
JACK
"J2"

NOTES:

MATERIAL:

COUPLER HOUSING: ABS, UL94V-0.
 CONNECTOR INSULATORS: WHITE, PBT WITH GLASS FIBER.
 TYPE "A" CONNECTOR CONTACTS: PHOSPHOR BRONZE.
 TYPE "A" CONNECTOR SHELL: BRASS.
 TYPE "B" CONNECTOR CONTACTS: PHOSPHOR BRONZE.
 TYPE "B" CONNECTOR SHELL FRONT: BRASS.
 TYPE "B" CONNECTOR SHELL BACK: STEEL.
 PCB: EPOXY GLASS FP-4, 94V-0 FLAMMABILITY RATING.

FINISH:

COUPLER HOUSING: CHROME.
 CONNECTOR CONTACTS: GOLD, 30μ INCHES.
 CONNECTOR SHELLS: NICKEL.

ELECTRICAL:

CURRENT RATING: 2 AMP MAX.
 VOLTAGE RATING: 140 VDC.

ENVIRONMENTAL:

OPERATING TEMPERATURE: -10° C TO +70° C.

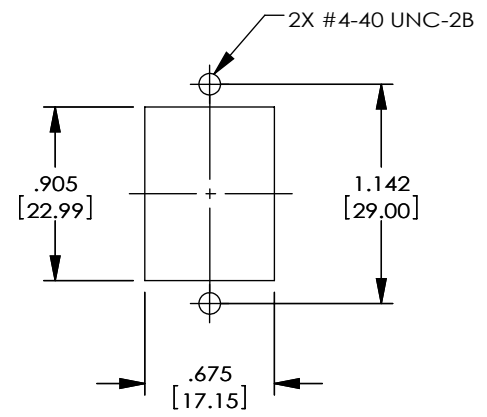
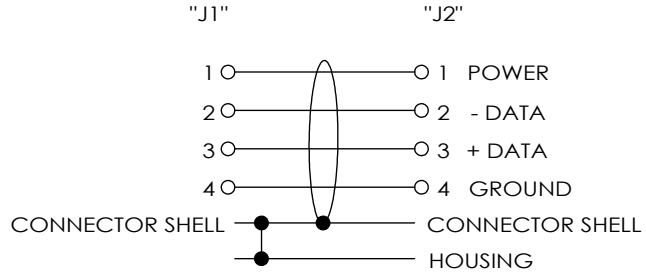
MISCELLANEOUS:

COUPLER SHALL BE TESTED FOR CONTINUITY.
 COUPLER SHALL BE INDIVIDUALLY PACKAGED IN ACCORDANCE WITH L-COM PACKAGING SPEC PS-0031.

REGULATORY COMPLIANCE:

CE2011/65/EU (RoHS DIRECTIVE)

WIRING MAP



RECOMMENDED
PANEL CUTOUT

UNLESS OTHERWISE SPECIFIED, DIMENSIONS ARE IN INCHES [mm] OVERALL CABLE LENGTH TOLERANCE: ≤12 [305] = +1 [25] / -0 >12 [305] ≤60 [1524] = +2 [51] / -0 >60 [1524] ≤120 [3048] = +4 [102] / -0 >120 [3048] ≤300 [7620] = +6 [152] / -0 >300 [7620] = +3% / -0%	APPROVALS	DATE		50 HIGH STREET NORTH ANDOVER, MA 01845
	DRAWN BY C.MCCORMICK	11/12/2003		
ALL OTHER DIMENSIONAL TOLERANCES: .X = ±.2 [5.08] .XX = ±.02 [1.51] .XXX = ±.005 [1.13]	CHECKED BY D.PARHAM	11/12/2003	CATEGORY	
	APPROVED BY R. CARRICK	11/12/2003	USB	
PROJECTION 	CONFIGURATION DETAILS OF UNDIMENSIONED FEATURES MAY VARY		PRODUCT DESCRIPTION	
COLOR VARIATIONS MAY OCCUR	SIZE A	FSCM NO. 43321	USB B-A PANEL ADPT SHIELDED	
	SCALE: NONE	CAD FILE: ECF504-BAS.SLDDRW	DWG. NO. ECF504-BAS	REV. H
			SHEET 1 OF 1	