

6

5

4

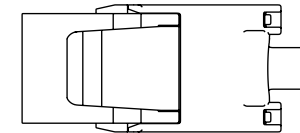
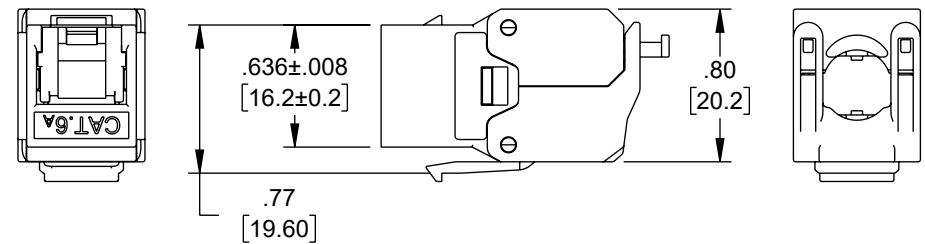
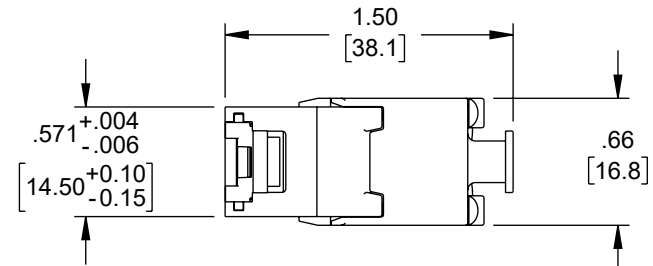
3

2

1

REVISION

ZONE	REV	DESCRIPTION	DATE	CHANGED BY	APPROVED
	A	INITIAL RELEASE	01/10/2024	DFRISIELLO	GUTTADAURO



SPECIFICATIONS:

RJ45 JACK HOUSING: ZINC DIE-CASTING WITH NICKEL PLATING, ISO22196 ANTIMICROBIAL.

CONTACT BRACKET: PC, UL94-V2, COLOR: TRANSPARENT.

RJ45 JACK CONTACTS:

MATERIAL: PHOSPHOR BRONZE WITH NICKEL PLATING.

FINISH: 50 MICRO-INCH GOLD PLATING ON SURFACE OF PLUG CONTACT AREA.

GROUNDING CONTACTS: STAINLESS STEEL.

SHUTTER: ABS+PC, UL94-V0, COLOR: WHITE, ISO22196 ANTIMICROBIAL.

CAP A & B: ZINC CASTING WITH NICKEL PLATING, ISO22196 ANTIMICROBIAL.

IDC HOUSING: PC UL94-V2, COLOR: GRAY (RAL7035), ISO22196 ANTIMICROBIAL.

IDC TERMINALS: PHOSPHOR BRONZE WITH TIN PLATING.

CAP: PC, UL94-V2, COLOR: WHITE ISO22196 ANTIMICROBIAL.

PCB: FR4, UL94-V0.

FEATURES AND PERFORMANCE:

1. COMPLIANT WITH THE ANSI/TIA-568.2-D CAT. 6A REQUIREMENT.
2. COMPLIANT WITH THE IEC 60603-7-1 DIMENSION AND RELIABILITY REQUIREMENTS.
3. T568A ND T568B WIRING.
4. LIFE (MATING CYCLES): MIN. 750 CYCLES.
5. MATING AND UN-MATING FORCE: MAX. 30 N.
6. RETENTION STRENGTH: 7.7 kg BETWEEN JACK AND PLUG.
7. WIRE CONDUCTOR RANGE: SOLID AND STRANDED, 23-26AWG.
8. CABLE O.D. RANGE: 5.0 - 8.5mm [.197 - .334 INCH]
9. IDC RE-INSTALLING CYCLES: MIN. 20 CYCLES.
10. OPERATING TEMPERATURE RANGE: -10° C TO +60° C.

NOTES:

1. THE MATED PLUG SHOULD BE COMPLIANT WITH THE IEC 60603-7-1 REQUIREMENT.
2. COMPONENT SHALL BE INDIVIDUALLY PACKAGED AND LABELED.

REGULATORY COMPLIANCE:

EU RoHS DIRECTIVE (MOST RECENTLY RELEASED VERSION).

THE INFORMATION CONTAINED IN THIS DRAWING IS THE SOLE PROPERTY OF INFINITE ELECTRONICS, INC. ANY REPRODUCTION IN PART OR WHOLE WITHOUT THE WRITTEN PERMISSION OF INFINITE ELECTRONICS, INC. IS PROHIBITED. THESE COMMODITIES, TECHNOLOGY OR SOFTWARE WERE EXPORTED FROM THE UNITED STATES IN ACCORDANCE WITH THE EXPORT ADMINISTRATION REGULATIONS. DIVERSION CONTRARY TO U.S. LAW PROHIBITED.

UNLESS OTHERWISE SPECIFIED
LEADING DIMENSIONS ARE INCHES
DIMENSIONS IN [] ARE MILLIMETERS

TOLERANCES:
X = ±.2 [5] | FRACTIONS ± 1/32
.XX = ±.02 [0.5] | ANGLES ± 1°
.XXX = ±.005 [0.13]

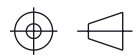
CABLE LENGTH TOLERANCES:
≤12 [305] = +1 [25] / -0
>12 [305] ≤ 60 [1524] = +2 [51] / -0
>60 [1524] ≤ 120 [3048] = +4 [102] / -0
>120 [3048] ≤ 300 [7620] = +6 [152] / -0
>300 [7620] = +5% / -0

ALL DIMENSIONS ARE FOR REFERENCE ONLY
AND SUBJECT TO CHANGE WITHOUT NOTICE.
UN-DIMENSIONED/NON-CRITICAL FEATURES
MAY VARY IN SIZE AND LOCATION
COLORS MAY VARY

Show Me
CABLES

an INFINIT® brand

Website: www.ShowMeCables.com
Phone: 1.888.519.9505



INTERPRET ALL DIMENSIONS AND
TOLERANCES PER ASME Y14.5

SCALE	SHEET
NONE	1 OF 1

DESCRIPTION

CAT6A ANTIMICROBIAL RJ45 KEYSTONE JACK WITH SHUTTER,
SHIELDED

SIZE	CAGE CODE	DRAWN BY	ITEM NO.	REV
A	3SVT8	DFRISIELLO	AMJC6AS	A

6

5

4

3

2

1