

6

5

4

3

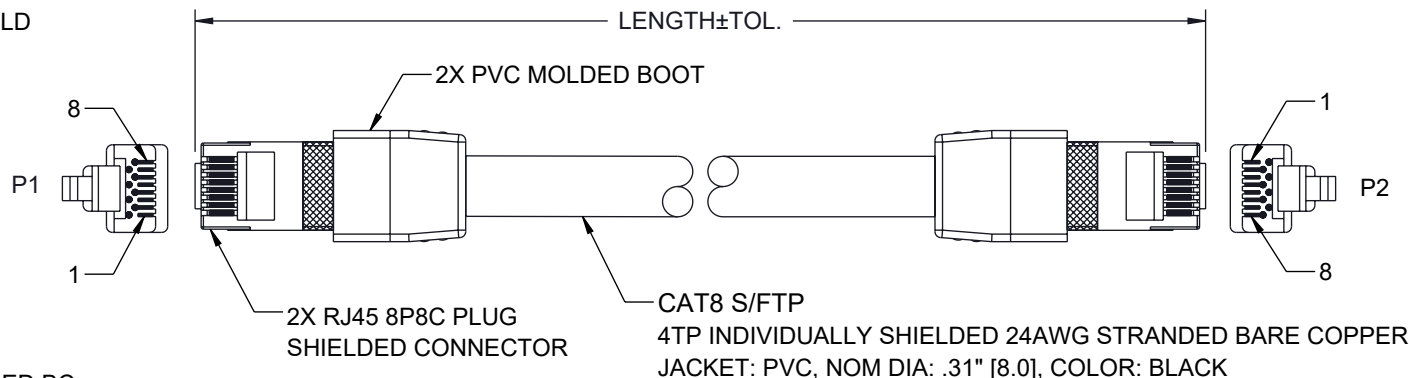
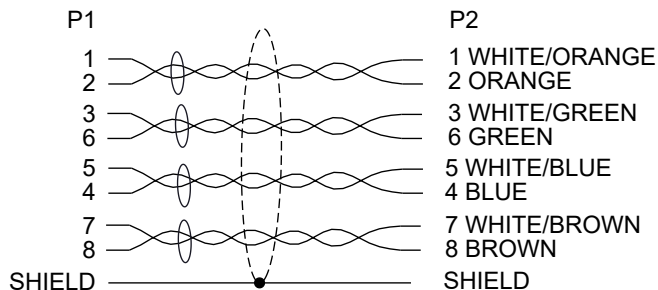
2

1

REVISION

ZONE	REV	DESCRIPTION	DATE	CHANGED BY	APPROVED
	A	INITIAL RELEASE	06/03/2024	DZINN	GUTTADAURO

WIRING MAP



NOTES:

PHYSICAL:

- CONDUCTOR TYPE: 24AWG, STRANDED BC
- INSULATION: FMPE
- CONDUCTOR DIA: $1.4 \pm 0.05\text{mm}$
- CONNECTOR CONTACT MATERIAL: COPPER ALLOY, 50 μ " GOLD PLATED
- MINIMUM AVERAGE CABLE THICKNESS: .024 [0.60].

ELECTRICAL:

- BANDWIDTH: 2000 MHz
- VOLTAGE RATING: 30 V
- CONDUCTOR DC RESISTANCE: 11.25 Ω /100m (MAXIMUM)
- IMPEDANCE: 100 Ω
- CAPACITANCE: 5600pf/100m
- PROPAGATION DELAY: 545ns/100m (MAXIMUM)
- DELAY SKEW: 45ns/100m (MAXIMUM)
- PASS FLUKE DSX 8000 CHANNEL TEST

ENVIRONMENTAL:

- INSTALLATION TEMPERATURE RATING: 0°C TO +50°C
- OPERATING TEMPERATURE RATING: -20°C TO +60°C

MISCELLANEOUS:

- CABLE ASSEMBLY TO BE TESTED FOR CONTINUITY.
- CABLE ASSEMBLY SHALL BE INDIVIDUALLY PACKAGED.

REGULATORY COMPLIANCE:

EU RoHS DIRECTIVE (MOST RECENTLY RELEASED VERSION).

THE INFORMATION CONTAINED IN THIS DRAWING IS THE SOLE PROPERTY OF INFINITE ELECTRONICS, INC. ANY REPRODUCTION IN PART OR WHOLE WITHOUT THE WRITTEN PERMISSION OF INFINITE ELECTRONICS, INC. IS PROHIBITED. THESE COMMODITIES, TECHNOLOGY OR SOFTWARE WERE EXPORTED FROM THE UNITED STATES IN ACCORDANCE WITH THE EXPORT ADMINISTRATION REGULATIONS. DIVERSION CONTRARY TO U.S. LAW PROHIBITED.

ITEM NUMBER	LENGTH [TOL.]	
	FEET [IN]	METERS [mm]
824DC-BLK-1F	1.00 [+1.38/- .59]	0.30 [+35/-15]
824DC-BLK-2F	2.00 [+1.38/- .59]	0.61 [+35/-15]
824DC-BLK-3F	3.00 [+1.38/- .59]	0.91 [+35/-15]
824DC-BLK-5F	5.00 [+1.38/- .79]	1.52 [+35/-20]
824DC-BLK-7F	7.00 [+1.38/-1.18]	2.13 [+35/-30]
824DC-BLK-10F	10.00 [+1.38/-1.18]	3.05 [+35/-30]
824DC-BLK-15F	15.00 [+1.38/-1.18]	4.57 [+35/-30]
824DC-BLK-25F	25.00 [\pm 2.36]	7.62 [\pm 60]

UNLESS OTHERWISE SPECIFIED
LEADING DIMENSIONS ARE INCHES
DIMENSIONS IN [] ARE MILLIMETERS

TOLERANCES:
 .X = \pm 2 [5] FRACTIONS
 .XX = \pm 02 [0.5] \pm 1/32
 .XXX = \pm 005 [0.13] ANGLES \pm 1°

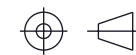
CABLE LENGTH TOLERANCES:
 \leq 12 [305] = +1 [25] / -0
 $>$ 12 [305] \leq 60 [1524] = +2 [51] / -0
 $>$ 60 [1524] \leq 120 [3048] = +4 [102] / -0
 $>$ 120 [3048] \leq 300 [7620] = +6 [152] / -0
 $>$ 300 [7620] = +5% / -0

ALL DIMENSIONS ARE FOR REFERENCE ONLY
AND SUBJECT TO CHANGE WITHOUT NOTICE.
UN-DIMENSIONED (NON-CRITICAL FEATURES
MAY VARY IN SIZE AND LOCATION
COLORS MAY VARY

Show Me
CABLES

an INFINIT[®] brand

Website: www.ShowMeCables.com
Phone: 1.888.519.9505



INTERPRET ALL DIMENSIONS AND
TOLERANCES PER ASME Y14.5

SCALE SHEET

NONE 1 OF 1

DESCRIPTION

CAT 8 40GIG ETHERNET CABLE, S/FTP 24AWG, DUAL COLOR
MOLDED, PVC JACKET, BLACK

SIZE	CAGE CODE	DRAWN BY	ITEM NO.	REV
A	3SVT8	DZINN	824DC-BLK	A

6

5

4

3

2

1