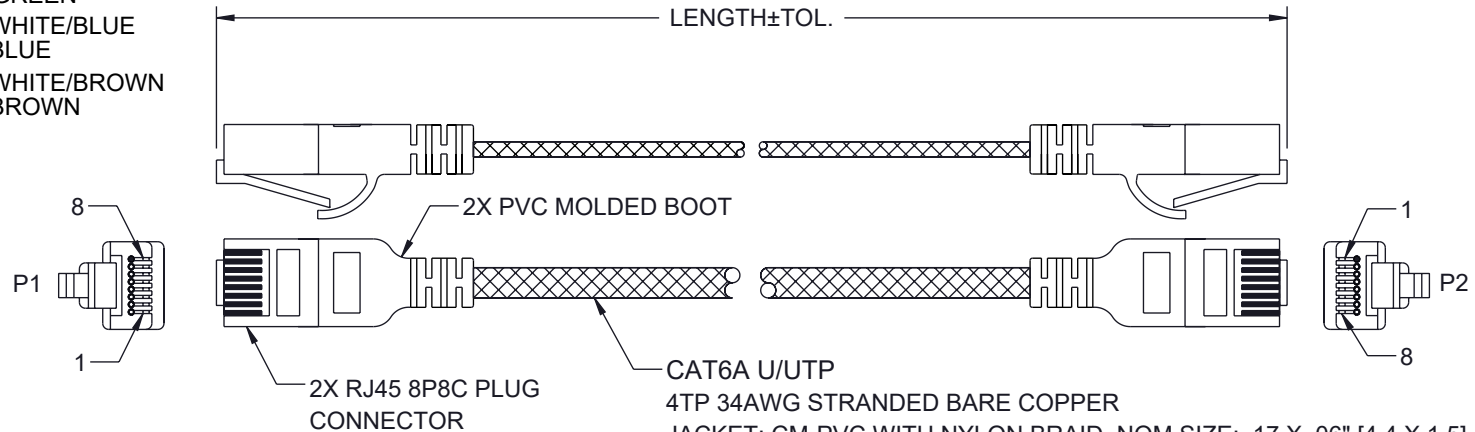
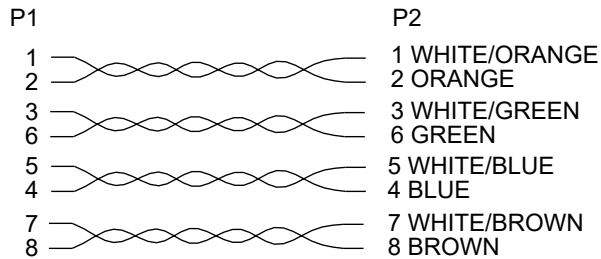


REVISION					
ZONE	REV	DESCRIPTION	DATE	CHANGED BY	APPROVED
	A	INITIAL RELEASE	01/15/2024	HBAKKE	GUTTADAURO

WIRING MAP



NOTES:

PHYSICAL:

- CONDUCTOR TYPE: 34AWG, STRANDED BC
- INSULATION: HDPE
- CONDUCTOR DIA: 0.35 ± 0.05 mm
- CONNECTOR CONTACT MATERIAL: COPPER ALLOY, 50 μ " GOLD PLATED
- MINIMUM AVERAGE CABLE THICKNESS: .024 [0.60].

ELECTRICAL:

- BANDWIDTH: 500 MHz
- VOLTAGE RATING: 30 V
- CONDUCTOR DC RESISTANCE: 95.6 Ω /100m (MAXIMUM)
- IMPEDANCE: 100 Ω
- CAPACITANCE: 5600pf/100m
- PROPAGATION DELAY: 545ns/100m (MAXIMUM)
- DELAY SKEW: 45ns/100m (MAXIMUM)
- PASS FLUKE DSX 8000 CHANNEL TEST

ENVIRONMENTAL:

- INSTALLATION TEMPERATURE RATING: 0°C TO +50°C
- OPERATING TEMPERATURE RATING: -20°C TO +60°C

MISCELLANEOUS:

- CABLE ASSEMBLY TO BE TESTED FOR CONTINUITY.
- CABLE ASSEMBLY SHALL BE INDIVIDUALLY PACKAGED.

REGULATORY COMPLIANCE:

EU RoHS DIRECTIVE (MOST RECENTLY RELEASED VERSION).

THE INFORMATION CONTAINED IN THIS DRAWING IS THE SOLE PROPERTY OF INFINITE ELECTRONICS, INC. ANY REPRODUCTION IN PART OR WHOLE WITHOUT THE WRITTEN PERMISSION OF INFINITE ELECTRONICS, INC. IS PROHIBITED. THESE COMMODITIES, TECHNOLOGY OR SOFTWARE WERE EXPORTED FROM THE UNITED STATES IN ACCORDANCE WITH THE EXPORT ADMINISTRATION REGULATIONS. DIVERSION CONTRARY TO U.S. LAW PROHIBITED.

ITEM NUMBER	LENGTH [TOL.]	
	FEET [IN]	METERS [mm]
634AFLBR-BLK-1F	1.00 [+1.38/- .59]	0.30 [+35/-15]
634AFLBR-BLK-2F	2.00 [+1.38/- .59]	0.61 [+35/-15]
634AFLBR-BLK-3F	3.00 [+1.38/- .59]	0.91 [+35/-15]
634AFLBR-BLK-5F	5.00 [+1.38/- .79]	1.52 [+35/-20]
634AFLBR-BLK-7F	7.00 [+1.38/-1.18]	2.13 [+35/-30]
634AFLBR-BLK-10F	10.00 [+1.38/-1.18]	3.05 [+35/-30]
634AFLBR-BLK-15F	15.00 [+1.38/-1.18]	4.57 [+35/-30]
634AFLBR-BLK-20F	20.00 [\pm 2.36]	6.10 [\pm 60]
634AFLBR-BLK-25F	25.00 [\pm 2.36]	7.62 [\pm 60]

UNLESS OTHERWISE SPECIFIED
LEADING DIMENSIONS ARE INCHES
DIMENSIONS IN [] ARE MILLIMETERS

TOLERANCES:
X = ± 2 [5] | FRACTIONS
XX = ± 02 [0.5] | $\pm 1/32$
.XXX = ± 005 [0.13] | ANGLES $\pm 1^\circ$

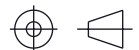
CABLE LENGTH TOLERANCES:
 ≤ 12 [305] = ± 1 [25] / -0
 >12 [305] ≤ 60 [1524] = ± 2 [51] / -0
 >60 [1524] ≤ 120 [3048] = ± 4 [102] / -0
 >120 [3048] ≤ 300 [7620] = ± 6 [152] / -0
 >300 [7620] = $\pm 5\%$ / -0

ALL DIMENSIONS ARE FOR REFERENCE ONLY
AND SUBJECT TO CHANGE WITHOUT NOTICE.
UN-DIMENSIONED NON-CRITICAL FEATURES
MAY VARY IN SIZE AND LOCATION
COLORS MAY VARY

Show Me
CABLES

an INFINIT[®] brand

Website: www.ShowMeCables.com
Phone: 1.888.519.9505



INTERPRET ALL DIMENSIONS AND
TOLERANCES PER ASME Y14.5

SCALE SHEET

NONE 1 OF 1

DESCRIPTION

CAT 6A ETHERNET CABLE, U/UTP 34AWG, SLIM, FLAT CABLE
WITH NYLON COVERED JACKET, BLACK

SIZE	CAGE CODE	DRAWN BY	ITEM NO.	REV
A	3SVT8	HBAKKE	634AFLBR-BLK	A